

**Summary Billing Statement
NOVEMBER 2017**

Summary Account Number 13 011 504 01

Invoice number: 503100034824

13 011 504 01

TWP OF MONTCLAIR
MONTCLAIR TWP OF
50 S FULLERTON AVE
MONTCLAIR NJ 07042-2629

1 855-BIZ-PSEG (249-7734)
Emergencies 24 hours/7days
Business customer service
7 AM - 8 PM Mon - Fri
7 AM - 5 PM Sat

Visit our website
www.pseg.com

Inquiries by mail
PSE&G
PO Box 14444
New Brunswick NJ 08906-4444

Important Dates
Your payment is due
January 12, 2018

Account Summary for 19 Accounts

PSE&G balance from last bill	\$81,862.12
Current PSE&G - Gas	6,635.10
Current PSE&G - Electric	7,033.04
Current PSE&G - Unmetered Charges	1,384.50
Meter Product Charges	2.00
DIRECT ENERGY BUSINESS, LLC Electric Charges	12,333.61
TriEagle Energy, LP Electric Charges	483.87
Total Amount Due On Jan 12, 2018	\$109,734.24

**** NOTICE ** 1-800-357-2262 (Mon-Fri, 7:30 AM - 8:00 PM)**
Your bill for service is unpaid and past due. Payment of \$53,208.69 must be received by 1/12/2018 or your account may be removed from the PSE&G collective billing process. As a result, service on individual accounts may be discontinued. If service is discontinued, a reconnection fee of \$45.00 will be charged for each service that is shut off. Service may not be restored on the same day. Delinquent bills result in a poor PSE&G Credit Rating.

SUMMARY

1301150401 0109734246 01097342466



To help us make things work for you. Please return this portion with your payment. Make checks payable to PSE&G. Do not write on, staple, paper clip or tape payment to the coupon. Be sure payment address shows through window.

TWP OF MONTCLAIR
MONTCLAIR TWP OF
50 S FULLERTON AVE
MONTCLAIR NJ 07042-2629

13 011 504 01

Total Amount Due On Jan 12, 2018 **\$109,734.24**

PSE&G CO
PO BOX 14444
NEW BRUNSWICK NJ 08906-4444



\$

Amount enclosed

Electronic Check Conversion

When you pay by check, you authorize PSE&G to use your check to make a one-time electronic fund transfer from your account. If you do not wish to participate, call 1-800-436-PSEG.

Electric & Gas Rate Information

For news about PSE&G's rate filing and upcoming public hearings visit www.pseg.com/pseandgfilings

Customer Service Centers

Open Monday through Friday, during the hours noted.

Bayonne, 608 Broadway	8am to 4:00pm
Burlington, 501 High Street	8am to 4:00pm
Camden, 1 Port Center	8am to 4:00pm
Elizabeth, 550 N. Broad Street	8am to 4:00pm
Hackensack, 214 Hudson Street	8am to 4:00pm
Hoboken, 615 Washington Street	8am to 4:00pm
Jersey City, 35 Journal Square (Corner of Bergen Ave. & Newkirk St.)	8am to 4:00pm
Newark, 80 Park Plaza	8am to 4:00pm
New Brunswick, 317 George St.	8am to 4:00pm
West Orange, 59 Main St.	8am to 4:00pm
Passaic, 651 Main Ave	8am to 4:00pm
Paterson, 301 Main St (30 Clark St)	8am to 4:00pm
Perth Amboy, 286 State St.	8am to 4:00pm
Plainfield, 120 West Seventh Street	8am to 4:00pm
Trenton, 28 West State Street	8am to 4:00pm
Union City, 4808 Bergenline Avenue	8am to 4:00pm

Bill Form Definitions

Service Charge: A fixed monthly charge related to metering, billing and account maintenance.

Distribution Charges (Gas): Charges related to delivering gas through pipes from supply sources to the customer. These charges include a therm component, and in November through March on certain rate schedules, also include a demand component.

Bill Form Definitions (continued)

Balancing Charge (Gas): This charge reflects storage related costs associated with winter gas use. This charge is only applicable in the billing months of November through March.

Demand (Gas): The highest average daily use of gas over the most recent billing months of November to March.

Supply (Gas): Charges for customers who do not choose a competitive gas supplier are called Basic Gas Supply Service (BGSS). The charges include the cost of the natural gas as well as the cost of interstate delivery of the gas to New Jersey.

Distribution Charges (Electric): Charges related to delivering electricity through wires from supply sources to the customer. These charges include both kilowatthour (kWh) and demand (kW) components.

Measured Demand (Electric): The maximum use of electricity at any time during a month or monthly time period (on or off-peak).

Annual Demand (Electric):

(For Rate HTS). The highest Measured Demand over the most recent 12 months.

(For Rates MD, ED, LPLS, LPLP). The highest Measured Demand in any time period in the current month.

Summer Demand (Electric): The Measured Demand (excluding off-peak) in each billing month of June through September.

Societal Benefits: This charge recovers the cost of government mandated programs designed to achieve public policy goals, such as energy conservation.

Securitization Transition: This charge recovers costs and associated taxes for transition bonds and for BGS transition bonds collected by PSE&G as servicer on behalf of PSE&G Transition Funding LLC and PSE&G Transition Funding II LLC, respectively.

Supply Capacity (Electric): A customer's share of the generation and transmission facilities, measured in kilowatts (kW), which must be procured to serve the system annual peak usage. The customer's share is calculated from the customer's peak usage in the prior year's summer. For new customers without prior summer usage the share is calculated from connected load.

Supply (Electric): Charges for customers who do not choose a competitive electric supplier are called Basic Generation Service (BGS). The charges include the energy as well as the generation and transmission facilities necessary to produce and transmit the energy.

TDD number for the hearing impaired 1 800 225-0072

Location Summary

Name	Service at	Account number	Current charges	Account Balance
B O E MONTCLAIR	25 MAPLE AVE GLENFIELD MONTCLAIR TWP NJ	42 455 184 05	2,303.08	8,359.43
TWP OF MONTCLAIR	141 PARK ST HIGH SCH MONTCLAIR TWP NJ	42 456 005 00	4,631.60	21,156.37
MONTCLAIR BD OF ED	CHAMPLAIN TER O/B-FIELD MONTCLAIR TWP NJ	73 378 370 03	6.25	23.56
B O E MONTCLAIR	32 CEDAR AVE NISHUANE MONTCLAIR TWP NJ	73 378 371 00	2,233.56	8,569.47
B O E MONTCLAIR	20 EDMONT RD EDMONT MONTCLAIR TWP NJ	73 378 372 08	1,286.13	5,485.86
B O E MONTCLAIR	22 VALLEY RD BD OF ED MONTCLAIR TWP NJ	73 378 373 05	2,657.08	10,793.91
B O E MONTCLAIR	299 N FULLERTON AVE WATCHUNG MONTCLAIR TWP NJ	73 378 374 02	2,751.60	9,302.00
MONTCLAIR TWP OF	173 BELLEVUE AVE GAS ACCT MONTCLAIR TWP NJ	73 378 375 18	89.21	216.24
MONTCLAIR TWP OF	28 ESSEX AVE MONTCLAIR TWP NJ	73 378 376 07	2,009.42	8,921.66
B O E MONTCLAIR	603 GROVE ST N W ELEM MONTCLAIR TWP NJ	73 378 377 04	3,327.10	12,173.60
MONTCLAIR TWP OF	MIDLAND AVE MONTCLAIR TWP NJ	73 378 378 01	4.23	16.78
MONTCLAIR TWP OF	CHURCH ST & NW COR MONTCLAIR TWP NJ	73 378 379 09	10.31	46.28
TWP OF MONTCLAIR	141 PARK ST GAS ACCT MONTCLAIR TWP NJ	73 378 380 18	1,028.11	1,455.03
MONTCLAIR TWP OF	41 CHESTNUT ST ARENA MONTCLAIR TWP NJ	73 378 381 07	47.01	137.06
MONTCLAIR TWP OF	54 ORANGE RD MONTCLAIR TWP NJ	73 378 382 04	427.59	6,489.01
TWP OF MONTCLAIR	32 CEDAR AVE MONTCLAIR TWP NJ	73 378 383 01	648.94	984.46
B O E MONTCLAIR	176 N FULLERTON AVE RENA MID MONTCLAIR TWP NJ	73 378 384 09	2,550.32	8,746.98
B O E MONTCLAIR	VARIOUS LOCATIONS LTG MONTCLAIR TWP NJ	73 378 385 06	1,825.01	6,724.44
MONTCLAIR TWP OF	176 N FULLERTON AVE MONTCLAIR TWP NJ	73 378 386 03	35.57	132.10
Total Amount For 19 Accounts			\$27,872.12	\$109,734.24

25 MAPLE AVE GLENFIELD
 MONTCLAIR TWP NJ

Account number for this location 42 455 184 05

Your next meter reading is
 scheduled for January 11

Meter reading scheduling
 1 800 436-PSEG(7734)

Account Summary for this location

PSE&G balance from last bill	\$6,056.35
Current Charges	2,303.08
Total Amount Due	\$8,359.43

PSE&G Gas

Account number for this location 42 455 184 05

Usage	Meter 3832932
Estimated reading Nov 13	123665
Actual reading Oct 13	121332
Difference	2333
Conversion to CCF	x 1.0120
CCF total	2360.996
Conversion to therms	x 1.03500
Total therms	2443.631

Gas Deliveries	
Bill period deliveries	2716.643
Imbalance*	273.012 -

*See text

Charges	PoD ID: PG000010408143545191	Rate - LVG
Delivery		
Service charge		\$107.00
Distribution charge		
First	1443.631 therms @ \$0.0427256	61.68
Next	1000.000 therms @ \$0.0472700	47.27
Balancing charge	2367.222 therms @ \$0.11339870	268.44
Societal Benefits	2443.631 therms @ \$0.04405330	107.65
Total Delivery		\$592.04
Total gas charges		\$592.04

A history of PSE&G's monthly Basic Gas Supply Service (BGSS) prices are located on our website at www.pseg.com.

*The Imbalance of 273.012- will be applied to your Gas Deliveries in the month of February. The amount and month applied may differ if you are switching third party suppliers or your account requires an adjustment.

PSE&G Electric

Account number for this location 42 455 184 05

Usage	Meter 9206404
Reading Nov 8	
On-Peak actual	5658
Off-Peak1	
Off-Peak2	
Reading Oct 11	
On-Peak actual	5499
Off-Peak1	
Off-Peak2	
Multiplier	400
Total On kWh	37,932
Total Off kWh	25,697
Total kWh	63,629

Distribution Demands	
Annual Demand kW	209.50

Measured Demands	
On-Peak kW	209.50
Off-Peak2 kW	191.90
Constant	400

Supply Capacity	
Generation kW	84.97
Transmission kW	85.33

Charges	PoD ID: PE000010408144345191	Rate - LPLS
Delivery		
Service charge		\$371.68
Distribution charges		
Annual Demand	209.50 kW @ \$3.827780430	801.92
kWh - On-peak	37932 kWh @ \$0.001048982	39.79
kWh - Off-peak	25697 kWh @ \$0.001049150	26.96
Societal Benefits	63629 kWh @ \$0.007365981	468.69
Sub-Total Delivery		\$1,709.04
Total electric charges		\$1,709.04

*You are currently purchasing your electric supply from another supplier. If you had been purchasing your electric supply from PSE&G, you would have been billed \$4,256.13 for this supply. This is your Price to Compare, which varies each month depending upon your usage pattern.

Meter Products and Services

Account number for this location 42 455 184 05

Meter	Description	Amount
E 626051179	Elec web (internet access)	\$2.00
Total		\$2.00

DIRECT ENERGY BUSINESS, LLC

Account number for this location 42 455 184 05

Through the CHOICE Program, you have chosen to purchase electricity from DIRECT ENERGY BUSINESS, LLC. If you have any questions, please contact them directly at 888-925-9115.

Electric Supplier Charges Are Not Available

141 PARK ST HIGH SCH
 MONTCLAIR TWP NJ

Account number for this location 42 456 005 00

Your next meter reading is scheduled for January 11

Meter reading scheduling
 1 800 436-PSEG(7734)

Account Summary for this location

PSE&G balance from last bill	\$16,524.77
Current Charges	4,631.60
Total Amount Due	\$21,156.37

PSE&G Electric

Account number for this location 42 456 005 00

Usage	Meter 9213519
Reading Nov 8	
On-Peak actual	6870
Off-Peak1	
Off-Peak2	
Reading Oct 11	
On-Peak actual	6676
Off-Peak1	
Off-Peak2	
Multiplier	200
Total On kWh	25,596
Total Off kWh	13,225
Total kWh	38,821
Distribution Demands	
Annual Demand kW	174.20
Measured Demands	
On-Peak kW	174.20
Off-Peak2 kW	133.20
Constant	200
Supply Capacity	

Charges	PoD ID: PE000008948130338751	Rate - LPLS
Delivery		
Service charge		\$371.68
Distribution charges		
Annual Demand	174.20 kW @ \$3 827784156	666.80
kWh - On-peak	25596 kWh @ \$0.001048992	26.85
kWh - Off-peak	13225 kWh @ \$0.001048771	13.87
Societal Benefits	38821 kWh @ \$0.007366116	285.96
Sub-Total Delivery		\$1,365.16
Total electric charges		\$1,365.16

**You are currently purchasing your electric supply from another supplier. If you had been purchasing your electric supply from PSE&G, you would have been billed \$3,098.57 for this supply. This is your Price to Compare, which varies each month depending upon your usage pattern.*

PSE&G Electric (continued)

Account number for this location 42 456 005 00

Generation kW 92.16
 Transmission kW 54.75

DIRECT ENERGY BUSINESS, LLC

Account number for this location 42 456 005 00

Through the CHOICE Program, you have chosen to purchase electricity from DIRECT ENERGY BUSINESS, LLC. If you have any questions, please contact them directly at 888-925-9115.

Adjustments	0.00
Current charges	3,266.44
Total DIRECT ENERGY BUSINESS, LLC Charges	\$3,266.44

Fixed Price - 38,821.41 Kwh Total @ \$0.08379/Kwh
 Trans Adj - 38,821.41 Kwh Total @ \$0.00035/Kwh

**CHAMPLAIN TER O/B-FIELD
 MONTCLAIR TWP NJ**

Account number for this location 73 378 370 03

Your next meter reading is
 scheduled for January 09

 Meter reading scheduling
 1 800 436-PSEG(7734)

Account Summary for this location

PSE&G balance from last bill	\$17.31
Current Charges	6.25
Total Amount Due	\$23.56

PSE&G Electric

Account number for this location 73 378 370 03

Usage	Meter 626051179
Actual reading Nov 6	1066
Actual reading Oct 6	1045
Total kWh	21
Supply Capacity	
Generation kW	0.06
Transmission kW	0.03

Charges	PoD ID: PE000008184629762503	Rate - GLP
Delivery		
Service charge		\$4.23
Distribution charges		
kWh charges	21 kWh @ \$0.004761905	0.10
Societal Benefits	21 kWh @ \$0.007142857	0.15
Sub-Total Delivery		\$4.48
Total electric charges		\$4.48

**You are currently purchasing your electric supply from another supplier. If you had been purchasing your electric supply from PSE&G, you would have been billed \$1.83 for this supply. This is your Price to Compare, which varies each month depending upon your usage pattern.*

DIRECT ENERGY BUSINESS, LLC

Account number for this location 73 378 370 03

Through the CHOICE Program, you have chosen to purchase electricity from DIRECT ENERGY BUSINESS, LLC. If you have any questions, please contact them directly at 888-925-9115.

Adjustments	0.00
Current charges	1.77
Total DIRECT ENERGY BUSINESS, LLC Charges	\$1.77

Trans Adj - 21 Kwh Total @ \$0.00035/Kwh
 Fixed Price - 21 Kwh Total @ \$0.08379/Kwh

**32 CEDAR AVE NISHUANE
 MONTCLAIR TWP NJ**

Account number for this location 73 378 371 00

Your next meter reading is
 scheduled for January 17

 Meter reading scheduling
 1 800 436-PSEG(7734)

Account Summary for this location

PSE&G balance from last bill	\$6,335.91
Current Charges	2,233.56
Total Amount Due	\$8,569.47

PSE&G Electric

Account number for this location 73 378 371 00

Usage	Meter 59581092
Estimated reading Nov 13	8672
Actual reading Oct 13	8036
Difference	636
Meter multiplier	30
Total kWh	19080
Distribution Demands	
Annual Demand kW	85.50
Measured Demands	
Demand kW	85.50
Constant	30
Supply Capacity	
Generation kW	77.76
Transmission kW	68.97

Charges	PoD ID: PE000009434847145191	Rate - GLP
Delivery		
Service charge		\$4.23
Distribution charges		
Annual Demand	85.50 kW @ \$4.576374269	391.28
kWh charges	19080 kWh @ \$0.004828092	92.12
Societal Benefits	19080 kWh @ \$0.007365828	140.54
Sub-Total Delivery		\$628.17
Total electric charges		\$628.17

**You are currently purchasing your electric supply from another supplier. If you had been purchasing your electric supply from PSE&G, you would have been billed \$2,022.37 for this supply. This is your Price to Compare, which varies each month depending upon your usage pattern.*

DIRECT ENERGY BUSINESS, LLC

Account number for this location 73 378 371 00

Through the CHOICE Program, you have chosen to purchase electricity from DIRECT ENERGY BUSINESS, LLC. If you have any questions, please contact them directly at 888-925-9115.

Adjustments	0.00
Current charges	1,605.39
Total DIRECT ENERGY BUSINESS, LLC Charges	\$1,605.39

Trans Adj - 19,080 Kwh Total @ \$0.00035/Kwh
 Fixed Price - 19,080 Kwh Total @ \$0.08379/Kwh

20 EDMONT RD EDMONT
 MONTCLAIR TWP NJ

Account number for this location 73 378 372 08

Your next meter reading is
 scheduled for January 17
 Meter reading scheduling
 1 800 436-PSEG(7734)

Account Summary for this location

PSE&G balance from last bill	\$4,199.73
Current Charges	1,286.13
Total Amount Due	\$5,485.86

PSE&G Gas

Account number for this location 73 378 372 08

Usage	Meter 2209380
Estimated reading Nov 13	59273
Actual reading Oct 13	58429
Difference	844
Conversion to CCF	x 1.0120
CCF total	854.128
Conversion to therms	x 1.03500
Total therms	884.022

Gas Deliveries	
Bill period deliveries	1379.063
Imbalance*	495.041

*See text

Charges	PoD ID: PG000011140101445191	Rate - LVG
Delivery		
Service charge		\$107.00
Distribution charge	884.022 therms @ \$0.0472726	41.79
Balancing charge	687.332 therms @ \$0.11339500	77.94
Societal Benefits	884.022 therms @ \$0.04404370	38.94
Total Delivery		\$265.67
Total gas charges		\$265.67

A history of PSE&G's monthly Basic Gas Supply Service (BGSS) prices are located on our website at www.pseg.com.

** The Imbalance of 495.041- will be applied to your Gas Deliveries in the month of February. The amount and month applied may differ if you are switching third party suppliers or your account requires an adjustment.*

PSE&G Electric

Account number for this location 73 378 372 08

Usage	Meter 1205063
Estimated reading Nov 13	8775
Actual reading Oct 13	8478
Difference	297
Meter multiplier	30

Charges	PoD ID: PE000011140102245191	Rate - GLP
Delivery		
Service charge		\$4.23
Distribution charges		
Annual Demand	34.50 kW @ \$4.576521739	157.89
kWh charges	8910 kWh @ \$0.004828283	43.02

PSE&G Electric (continued)

Account number for this location 73 378 372 08

Total kWh	8910	Societal Benefits	8910 kWh @ \$0.007365881	65.63
Distribution Demands		Sub-Total Delivery		\$270.77
Annual Demand kW	34.50	Total electric charges		\$270.77
Measured Demands		<i>*You are currently purchasing your electric supply from another supplier. If you had been purchasing your electric supply from PSE&G, you would have been billed \$970.88 for this supply. This is your Price to Compare, which varies each month depending upon your usage pattern.</i>		
Demand kW	34.50			
Constant	30			
Supply Capacity				
Generation kW	38.24			
Transmission kW	35.93			

DIRECT ENERGY BUSINESS, LLC

Account number for this location 73 378 372 08

Through the CHOICE Program, you have chosen to purchase electricity from DIRECT ENERGY BUSINESS, LLC. If you have any questions, please contact them directly at 888-925-9115.

Adjustments	0.00
Current charges	749.69
Total DIRECT ENERGY BUSINESS, LLC Charges	\$749.69

Trans Adj - 8,910 Kwh Total @ \$0.00035/Kwh
 Fixed Price - 8,910 Kwh Total @ \$0.08379/Kwh

22 VALLEY RD BD OF ED
 MONTCLAIR TWP NJ

Account number for this location 73 378 373 05

Your next meter reading is
 scheduled for February 05

Meter reading scheduling
 1 800 436-PSEG(7734)

Account Summary for this location

PSE&G balance from last bill	\$8,136.83
Current Charges	2,657.08
Total Amount Due	\$10,793.91

PSE&G Gas

Account number for this location 73 378 373 05

Usage	Meter 4223501
Actual reading Nov 2	359
Actual reading Oct 4	292
Difference	67
Conversion to CCF	x 1.0120
CCF total	67.804
Conversion to therms	x 1.03400
Total therms	70.109

Gas Deliveries	
Bill period deliveries	93.204
Imbalance*	23.095

*See text

Usage	Meter 3637119
Estimated reading Nov 2	368011
Estimated reading Oct 5	365770
Difference	2241
Conversion to CCF	x 1.0120
CCF total	2267.892
Conversion to therms	x 1.03400
Total therms	2345.000

Charges		PoD ID: PG000009908906245191	Rate - GSG
Delivery			
Service charge			\$12.44
Distribution charge	70.109 therms @ \$0.2698655		18.92
Balancing charge	25.636 therms @ \$0.11351220		2.91
Societal Benefits	70.109 therms @ \$0.04407420		3.09
Total Delivery			\$37.36
Total gas charges			\$37.36

A history of PSE&G's monthly Basic Gas Supply Service (BGSS) prices are located on our website at www.pseg.com.

* The Imbalance of 23.095- will be applied to your Gas Deliveries in the month of February. The amount and month applied may differ if you are switching third party suppliers or your account requires an adjustment.

Charges		PoD ID: PG000011965185945191	Rate - LVG
Delivery			
Service charge			\$107.00
Distribution charge			
First	1345.000 therms @ \$0.0427286		57.47
Next	1000.000 therms @ \$0.0472700		47.27
Balancing charge	1427.832 therms @ \$0.11339570		161.91
Societal Benefits	2345.000 therms @ \$0.04405120		103.30
Total Delivery			\$476.95
Supply*			
BGSS Commodity	2345.000 therms @ \$0.53190192		1,247.31
Total Supply			\$1,247.31
Total gas charges			\$1,724.26

A history of PSE&G's monthly Basic Gas Supply Service (BGSS) prices are located on our website at www.pseg.com.

PSE&G Electric

Account number for this location 73 378 373 05

Usage	Meter 678000415
Actual reading Nov 2	94679
Actual reading Oct 4	94430
Difference	249
Meter multiplier	30
Total kWh	7470
Distribution Demands	
Annual Demand kW	37.50
Measured Demands	

Charges		PoD ID: PE000009908907045191	Rate - GLP
Delivery			
Service charge			\$4.23
Distribution charges			
Annual Demand	37.50 kW @ \$4.576533333		171.62
kWh charges	7470 kWh @ \$0.004828648		36.07
Societal Benefits	7470 kWh @ \$0.007365462		55.02
Sub-Total Delivery			\$266.94
Total electric charges			\$266.94

PSE&G Electric (continued)

Account number for this location 73 378 373 05

Demand kW	37.50
Constant	30
Supply Capacity	
Generation kW	43.44
Transmission kW	41.90

**You are currently purchasing your electric supply from another supplier. If you had been purchasing your electric supply from PSE&G, you would have been billed \$935.24 for this supply. This is your Price to Compare, which varies each month depending upon your usage pattern.*

DIRECT ENERGY BUSINESS, LLC

Account number for this location 73 378 373 05

Through the CHOICE Program, you have chosen to purchase electricity from DIRECT ENERGY BUSINESS, LLC. If you have any questions, please contact them directly at 888-925-9115.

Adjustments	0.00
Current charges	628.52
Total DIRECT ENERGY BUSINESS, LLC Charges	\$628.52

Trans Adj - 7,470 Kwh Total @ \$0.00035/Kwh
Fixed Price - 7,470 Kwh Total @ \$0.08379/Kwh

299 N FULLERTON AVE
WATCHUNG
MONTCLAIR TWP NJ

Account number for this location 73 378 374 02

Account Summary for this location

Your next meter reading is
scheduled for January 17

Meter reading scheduling
1 800 436-PSEG(7734)

PSE&G balance from last bill	\$6,550.40
Current Charges	2,751.60
Total Amount Due	\$9,302.00

PSE&G Gas

Account number for this location 73 378 374 02

Usage	Meter 3010325
Actual reading Nov 13	33350
Actual reading Oct 13	32128
Difference	1222
Conversion to CCF	x 1.0120
CCF total	1236.664
Conversion to therms	x 1.03500
Total therms	1279.947
Gas Deliveries	
Bill period deliveries	2111.186
Imbalance*	831.239 -

*See text

Charges	PoD ID: PG000008219967045191	Rate - LVG
Delivery		
Service charge		\$107.00
Distribution charge		
First	279.947 therms @ \$0.0427224	11.96
Next	1000.000 therms @ \$0.0472700	47.27
Demand	41.289 therms @ \$4.1081160	169.62
Balancing charge	1259.065 therms @ \$0.11340160	142.78
Societal Benefits	1279.947 therms @ \$0.04405650	56.39
Total Delivery		\$535.02
Total gas charges		\$535.02

A history of PSE&G's monthly Basic Gas Supply Service (BGSS) prices are located on our website at www.pseg.com.

* The Imbalance of 831.239- will be applied to your Gas Deliveries in the month of February. The amount and month applied may differ if you are switching third party suppliers or your account requires an adjustment.

PSE&G Electric

Account number for this location 73 378 374 02

Usage	Meter 52895559
Actual reading Nov 13	9007
Actual reading Oct 13	8346
Difference	661
Meter multiplier	30
Total kWh	19830
Distribution Demands	
Annual Demand kW	66.00
Measured Demands	
Demand kW	66.00
Constant	30
Supply Capacity	
Generation kW	72.56
Transmission kW	60.76

Charges	PoD ID: PE000008219968845191	Rate - GLP
Delivery		
Service charge		\$4.23
Distribution charges		
Annual Demand	66.00 kW @ \$4.576363636	302.04
kWh charges	19830 kWh @ \$0.004828038	95.74
Societal Benefits	19830 kWh @ \$0.007366112	146.07
Sub-Total Delivery		\$548.08
Total electric charges		\$548.08

*You are currently purchasing your electric supply from another supplier. If you had been purchasing your electric supply from PSE&G, you would have been billed \$1,989.20 for this supply. This is your Price to Compare, which varies each month depending upon your usage pattern.

DIRECT ENERGY BUSINESS, LLC

Account number for this location 73 378 374 02

Through the CHOICE Program, you have chosen to purchase electricity from DIRECT ENERGY BUSINESS, LLC. If you have any questions, please contact them directly at 888-925-9115.

Adjustments	0.00
Current charges	1,668.50
Total DIRECT ENERGY BUSINESS, LLC Charges	\$1,668.50

Trans Adj - 19,830 Kwh Total @\$0.00035/Kwh
 Fixed Price - 19,830 Kwh Total @\$0.08379/Kwh

**173 BELLEVUE AVE GAS ACCT
 MONTCLAIR TWP NJ**

Account number for this location 73 378 375 18

Your next meter reading is
 scheduled for January 17

 Meter reading scheduling
 1 800 436-PSEG(7734)

Account Summary for this location

PSE&G balance from last bill	\$127.03
Current Charges	89.21
Total Amount Due	\$216.24

PSE&G Gas

Account number for this location 73 378 375 18

Usage	Meter 2414297	Charges	PoD ID: PG000008219969680717	Rate - GSG (HTG)
Actual reading Nov 13	71450	Delivery		
Actual reading Oct 13	71243	Service charge		\$12.44
Difference	207	Distribution charge	216.816 therms @ \$0.2698602	58.51
Conversion to CCF	x 1.0120	Balancing charge	76.787 therms @ \$ 0.11343070	8.71
CCF total	209.484	Societal Benefits	216.816 therms @ \$0.04404660	9.55
Conversion to therms	x 1.03500	Total Delivery		\$89.21
Total therms	216.816	Total gas charges		\$89.21
Gas Deliveries		<i>A history of PSE&G's monthly Basic Gas Supply Service (BGSS) prices are located on our website at www.pseg.com.</i>		
Bill period deliveries	296.907	<i>* The Imbalance of 80.091- will be applied to your Gas Deliveries in the month of February. The amount and month applied may differ if you are switching third party suppliers or your account requires an adjustment.</i>		
Imbalance*	80.091 -			

*See text

28 ESSEX AVE
 MONTCLAIR TWP NJ

Account number for this location 73 378 376 07

Your next meter reading is
 scheduled for January 17
 Meter reading scheduling
 1 800 436-PSEG(7734)

Account Summary for this location

PSE&G balance from last bill	\$6,912.24
Current Charges	2,009.42
Total Amount Due	\$8,921.66

PSE&G Gas

Account number for this location 73 378 376 07

Usage	Meter 3165741
Actual reading Nov 13	28947
Actual reading Oct 13	27534
Difference	1413
Conversion to CCF	x 1.0120
CCF total	1429.956
Conversion to therms	x 1.03500
Total therms	1480.004

Gas Deliveries	
Bill period deliveries	1338.182
Imbalance*	141.822 +

*See text

Charges	PoD ID: PG000007977730678939	Rate - LVG
Delivery		
Service charge		\$107.00
Distribution charge		
First	480.004 therms @ \$0.0427288	20.51
Next	1000.000 therms @ \$0.0472700	47.27
Demand	47.742 therms @ \$4.1081228	196.13
Balancing charge	1389.296 therms @ \$0.11339560	157.54
Societal Benefits	1480.004 therms @ \$0.04405390	65.20
Total Delivery		\$593.65
Total gas charges		\$593.65

A history of PSE&G's monthly Basic Gas Supply Service (BGSS) prices are located on our website at www.pseg.com.

* The Imbalance of 141.822+ will be applied to your Gas Deliveries in the month of February. The amount and month applied may differ if you are switching third party suppliers or your account requires an adjustment.

PSE&G Electric

Account number for this location 73 378 376 07

Usage	Meter 9195583
Estimated reading Nov 13	12152
Estimated reading Oct 13	12085
Difference	67
Meter multiplier	120
Total kWh	8040

Distribution Demands	
Annual Demand kW	52.80
Measured Demands	
Demand kW	52.80
Constant	120

Supply Capacity	
Generation kW	50.96
Transmission kW	49.32

Charges	PoD ID: PE000007977731478939	Rate - GLP
Delivery		
Service charge		\$4.23
Distribution charges		
Annual Demand	52.80 kW @ \$4.576325758	241.63
kWh charges	8040 kWh @ \$0.004828358	38.82
Societal Benefits	8040 kWh @ \$0.007365672	59.22
Sub-Total Delivery		\$343.90
Total electric charges		\$343.90

*You are currently purchasing your electric supply from another supplier. If you had been purchasing your electric supply from PSE&G, you would have been billed \$1,102.27 for this supply. This is your Price to Compare, which varies each month depending upon your usage pattern.

PSE&G Electric

Account number for this location 73 378 376 07

Usage	Meter 638000167
Actual reading Nov 13	33036
Actual reading Oct 13	32880
Difference	156
Meter multiplier	20
Total kWh	3120
Distribution Demands	
Annual Demand kW	19.80
Measured Demands	
Demand kW	19.80
Constant	20
Supply Capacity	
Generation kW	7.34
Transmission kW	7.51

Charges	PoD ID: PE000007977732278939	Rate - GLP
Delivery		
Service charge		\$4.23
Distribution charges		
Annual Demand	19.80 kW @ \$4.576262626	90.61
kWh charges	3120 kWh @ \$0.004826923	15.06
Societal Benefits	3120 kWh @ \$0.007365385	22.98
Sub-Total Delivery		\$132.88
Total electric charges		\$132.88

**You are currently purchasing your electric supply from another supplier. If you had been purchasing your electric supply from PSE&G, you would have been billed \$257.37 for this supply. This is your Price to Compare, which varies each month depending upon your usage pattern.*

DIRECT ENERGY BUSINESS, LLC

Account number for this location 73 378 376 07

Through the CHOICE Program, you have chosen to purchase electricity from DIRECT ENERGY BUSINESS, LLC. If you have any questions, please contact them directly at 888-925-9115.

Adjustments	0.00
Current charges	938.99
Total DIRECT ENERGY BUSINESS, LLC Charges	\$938.99

Trans Adj - 3,120 Kwh Total @ \$0.00035/Kwh
 Fixed Price - 3,120 Kwh Total @ \$0.08379/Kwh
 Trans Adj - 8,040 Kwh Total @ \$0.00035/Kwh
 Fixed Price - 8,040 Kwh Total @ \$0.08379/Kwh

603 GROVE ST N W ELEM
 MONTCLAIR TWP NJ

Account number for this location 73 378 377 04

Your next meter reading is
 scheduled for January 17
 Meter reading scheduling
 1 800 436-PSEG(7734)

Account Summary for this location

PSE&G balance from last bill	\$8,846.50
Current Charges	3,327.10
Total Amount Due	\$12,173.60

PSE&G Gas

Account number for this location 73 378 377 04

Usage	Meter 2209360
Actual reading Nov 13	77744
Actual reading Oct 13	76386
Difference	1358
Conversion to CCF	x 1.0339
CCF total	1404.036
Conversion to therms	x 1.03500
Total therms	1453.177

Gas Deliveries	
Bill period deliveries	1355.384
Imbalance*	97.793 +

*See text

Charges	PoD ID: PG000008704508445191	Rate - LVG
Delivery		
Service charge		\$107.00
Distribution charge		
First	453.177 therms @ \$0.0427206	19.36
Next	1000.000 therms @ \$0.0472700	47.27
Demand	46.877 therms @ \$4.1081981	192.58
Balancing charge	1309.750 therms @ \$0.11339570	148.52
Societal Benefits	1453.177 therms @ \$0.04405520	64.02
Total Delivery		\$578.75
Total gas charges		\$578.75

A history of PSE&G's monthly Basic Gas Supply Service (BGSS) prices are located on our website at www.pseg.com.

*The Imbalance of 97.793+ will be applied to your Gas Deliveries in the month of February. The amount and month applied may differ if you are switching third party suppliers or your account requires an adjustment.

PSE&G Electric

Account number for this location 73 378 377 04

Usage	Meter 678001516
Actual reading Nov 13	36062
Actual reading Oct 13	35743
Difference	319
Meter multiplier	75
Total kWh	23925

Distribution Demands	
Annual Demand kW	96.00

Measured Demands	
Demand kW	96.00
Constant	75

Supply Capacity	
Generation kW	105.08
Transmission kW	99.69

Charges	PoD ID: PE000008704509245191	Rate - GLP
Delivery		
Service charge		\$4.23
Distribution charges		
Annual Demand	96.00 kW @ \$4.576354167	439.33
kWh charges	23925 kWh @ \$0.004828004	115.51
Societal Benefits	23925 kWh @ \$0.007365935	176.23
Sub-Total Delivery		\$735.30
Total electric charges		\$735.30

*You are currently purchasing your electric supply from another supplier. If you had been purchasing your electric supply from PSE&G, you would have been billed \$2,639.56 for this supply. This is your Price to Compare, which varies each month depending upon your usage pattern.

DIRECT ENERGY BUSINESS, LLC

Account number for this location 73 378 377 04

Through the CHOICE Program, you have chosen to purchase electricity from DIRECT ENERGY BUSINESS, LLC. If you have any questions, please contact them directly at 888-925-9115.

Adjustments	0.00
Current charges	2,013.05
Total DIRECT ENERGY BUSINESS, LLC Charges	\$2,013.05

Fixed Price - 23,925 Kwh Total @ \$0.08379/Kwh
 Trans Adj - 23,925 Kwh Total @ \$0.00035/Kwh

**MIDLAND AVE
 MONTCLAIR TWP NJ**

Account number for this location 73 378 378 01

Your next meter reading is
 scheduled for January 17

 Meter reading scheduling
 1 800 436-PSEG(7734)

Account Summary for this location

PSE&G balance from last bill	\$12.55
Current Charges	4.23
Total Amount Due	\$16.78

PSE&G Electric

Account number for this location 73 378 378 01

Usage	Meter 134019815	Charges	PoD ID: PE000011384048278916	Rate - GLP
Actual reading Nov 13	34258	Delivery		
Actual reading Oct 13	34258	Service charge		\$4.23
Total kWh	0	Sub-Total Delivery		\$4.23
Supply Capacity		Total electric charges		\$4.23
Generation kW	0.00	<i>*You are currently purchasing your electric supply from another supplier. If you had been purchasing your electric supply from PSE&G, you would have been billed \$0.02 for this supply. This is your Price to Compare, which varies each month depending upon your usage pattern.</i>		
Transmission kW	0.00			

DIRECT ENERGY BUSINESS, LLC

Account number for this location 73 378 378 01

Through the CHOICE Program, you have chosen to purchase electricity from DIRECT ENERGY BUSINESS, LLC. If you have any questions, please contact them directly at 888-925-9115.

Adjustments	0.00
Current charges	0.00
Total DIRECT ENERGY BUSINESS, LLC Charges	\$0.00

Fixed Price - 0 Kwh Total @ \$0.08379/Kwh

CHURCH ST & NW COR
 MONTCLAIR TWP NJ

Account number for this location 73 378 379 09

Your next meter reading is
 scheduled for February 01
 Meter reading scheduling
 1 800 436-PSEG(7734)

Account Summary for this location

PSE&G balance from last bill	\$35.97
Current Charges	10.31
Total Amount Due	\$46.28

Unmetered Electric Service

Account number for this location 73 378 379 09

PoD ID: PE000011818803678780

Charges

Rate - GLP

Service from 11/1/2017
 to 12/1/2017

Delivery

Usage 30.0
 Distribution Demands
 Annual Demand kW 0.30
 Supply Capacity
 Generation kW 0.29
 Transmission kW 0.26

Fixed services		\$1.96
Distribution charges		
Annual Demand	0.30 kW @ \$4.566666700	1.37
kWh charges	30 kWh @ \$0.004828000	0.14
Societal Benefits	30 kWh @ \$0.007333300	0.22
Facilities charge		4.10
Sub-Total Delivery		\$7.79
Unmetered charges		\$7.79

**The total supply amount (\$5.70) is your Price to Compare for this month should you consider another electric supplier for these services. Your Price to Compare varies each month depending upon your usage pattern.*

DIRECT ENERGY BUSINESS, LLC

Account number for this location 73 378 379 09

Through the CHOICE Program, you have chosen to purchase electricity from DIRECT ENERGY BUSINESS, LLC. If you have any questions, please contact them directly at 888-925-9115.

Adjustments	0.00
Current charges	2.52
Total DIRECT ENERGY BUSINESS, LLC Charges	\$2.52

Trans Adj - 30 Kwh Total @ \$0.00035/Kwh
 Fixed Price - 30 Kwh Total @ \$0.08379/Kwh

141 PARK ST GAS ACCT
 MONTCLAIR TWP NJ

Account number for this location 73 378 380 18

Your next meter reading is
 scheduled for January 17
 Meter reading scheduling
 1 800 436-PSEG(7734)

Account Summary for this location

PSE&G balance from last bill	\$426.92
Current Charges	1,028.11
Total Amount Due	\$1,455.03

PSE&G Gas

Account number for this location 73 378 380 18

Usage	Meter 3637994
Actual reading Nov 13	293520
Actual reading Oct 13	290840
Difference	2680
Conversion to CCF	x 1.0339
CCF total	2770.852
Conversion to therms	x 1.03500
Total therms	2867.832

Gas Deliveries	
Bill period deliveries	3667.897
Imbalance*	800.065 -

*See text

Charges	PoD ID: PG000010163338638751	Rate - LVG
Delivery		
Service charge		\$107.00
Distribution charge		
First	1867.832 therms @ \$0.0427287	79.81
Next	1000.000 therms @ \$0.0472700	47.27
Demand	92 511 therms @ \$4.1081601	380.05
Balancing charge	2536.544 therms @ \$ 0.11339840	287.64
Societal Benefits	2867.832 therms @ \$0.04405420	126.34
Total Delivery		\$1,028.11
Total gas charges		\$1,028.11

A history of PSE&G's monthly Basic Gas Supply Service (BGSS) prices are located on our website at www.pseg.com.

* The Imbalance of 800.065- will be applied to your Gas Deliveries in the month of February. The amount and month applied may differ if you are switching third party suppliers or your account requires an adjustment.

41 CHESTNUT ST ARENA
 MONTCLAIR TWP NJ

Account number for this location 73 378 381 07

Your next meter reading is scheduled for January 17

Meter reading scheduling
 1 800 436-PSEG(7734)

Account Summary for this location

PSE&G balance from last bill	\$90.05
Current Charges	47.01
Total Amount Due	\$137.06

PSE&G Gas

Account number for this location 73 378 381 07

Usage	Meter 2359827
Actual reading Nov 13	985
Actual reading Oct 13	955
Difference	30
Conversion to CCF	x 1.0120
CCF total	30.360
Conversion to therms	x 1.03500
Total therms	31.423

Gas Deliveries	
Bill period deliveries	76.117
Imbalance*	44.694 -

*See text

Charges	PoD ID: PG000010164338577005	Rate - GSG (HTG)
Delivery		
Service charge		\$12.44
Distribution charge	31 423 therms @ \$0.2698660	8.48
Balancing charge	25.265 therms @ \$ 0.11359590	2.87
Societal Benefits	31.423 therms @ \$0.04391690	1.38
Total Delivery		\$25.17
Total gas charges		\$25.17

A history of PSE&G's monthly Basic Gas Supply Service (BGSS) prices are located on our website at www.pseg.com.

* The Imbalance of 44.694- will be applied to your Gas Deliveries in the month of February. The amount and month applied may differ if you are switching third party suppliers or your account requires an adjustment.

PSE&G Electric

Account number for this location 73 378 381 07

Usage	Meter 626051212	Charges	PoD ID: PE000010164339377005	Rate - GLP
Actual reading Nov 13	46275	Delivery		
Actual reading Oct 13	46173	Service charge		\$4.23
Total kWh	102	Distribution charges		
Distribution Demands		Annual Demand	1.70 kW @ \$4.576470588	7.78
Annual Demand kW	1.70	kWh charges	102 kWh @ \$0.004803922	0.49
Measured Demands		Societal Benefits	102 kWh @ \$0.007352941	0.75
Demand kW	1.70	Sub-Total Delivery		\$13.25
Supply Capacity		Total electric charges		\$13.25
Generation kW	0.77	<i>*You are currently purchasing your electric supply from another supplier. If you had been purchasing your electric supply from PSE&G, you would have been billed \$15.65 for this supply. This is your Price to Compare, which varies each month depending upon your usage pattern.</i>		
Transmission kW	0.60			

DIRECT ENERGY BUSINESS, LLC

Account number for this location 73 378 381 07

Through the CHOICE Program, you have chosen to purchase electricity from DIRECT ENERGY BUSINESS, LLC. If you have any questions, please contact them directly at 888-925-9115.

Adjustments	0.00
Current charges	8.59
Total DIRECT ENERGY BUSINESS, LLC Charges	\$8.59

Trans Adj - 102 Kwh Total @ \$0.00035/Kwh
 Fixed Price - 102 Kwh Total @ \$0.08379/Kwh

54 ORANGE RD
 MONTCLAIR TWP NJ

Account number for this location 73 378 382 04

Your next meter reading is scheduled for January 17

Meter reading scheduling
 1 800 436-PSEG(7734)

Account Summary for this location

PSE&G balance from last bill	\$6,061.42
Current Charges	427.59
Total Amount Due	\$6,489.01

PSE&G Electric

Account number for this location 73 378 382 04

Usage	Meter 278003480	Charges	PoD ID: PE000009434846378760	Rate - GLP
Actual reading Nov 13	7813	Delivery		
Actual reading Oct 13	7350	Service charge		\$4.23
Difference	463	Distribution charges		
Meter multiplier	30	Annual Demand	55.50 kW @ \$4.576396396	253.99
Total kWh	13890	kWh charges	13890 kWh @ \$0.004827934	67.06

PSE&G Electric (continued)

Account number for this location 73 378 382 04

Distribution Demands		Societal Benefits	13890 kWh @ \$0.007365731	102.31
Annual Demand kW	55.50	Sub-Total Delivery		\$427.59
Measured Demands		Total electric charges		\$427.59
Demand kW	55.50	<i>*You are currently purchasing your electric supply from another supplier. If you had been purchasing your electric supply from PSE&G, you would have been billed \$1,689.88 for this supply. This is your Price to Compare, which varies each month depending upon your usage pattern.</i>		
Constant	30			
Supply Capacity				
Generation kW	72.51			
Transmission kW	62.08			

32 CEDAR AVE
 MONTCLAIR TWP NJ

Account number for this location 73 378 383 01

Your next meter reading is
 scheduled for January 17

Meter reading scheduling
 1 800 436-PSEG(7734)

Account Summary for this location

PSE&G balance from last bill	\$335.52
Current Charges	648.94
Total Amount Due	\$984.46

PSE&G Gas

Account number for this location 73 378 383 01

Usage	Meter 3929120	Charges	PoD ID: PG000009676840338751	Rate - LVG
Actual reading Nov 13	1983	Delivery		
Actual reading Oct 13	463	Service charge		\$107.00
Difference	1520	Distribution charge		
Conversion to CCF	x 1.0339	First	1000.000 therms @ \$0.0472700	47.27
CCF total	1571.528	Next	626.531 therms @ \$0.0427273	26.77
Conversion to therms	x 1.03500	Demand	52.469 therms @ \$4.1081400	215.55
Total therms	1626.531	Balancing charge	1593.462 therms @ \$0.11340090	180.70
Gas Deliveries		Societal Benefits	1626.531 therms @ \$0.04405080	71.65
Bill period deliveries	2642.080	Total Delivery		\$648.94
Imbalance*	1015.549 -	Total gas charges		\$648.94

A history of PSE&G's monthly Basic Gas Supply Service (BGSS) prices are located on our website at www.pseg.com.

*See text

** The Imbalance of 1015.549- will be applied to your Gas Deliveries in the month of February. The amount and month applied may differ if you are switching third party suppliers or your account requires an adjustment.*

176 N FULLERTON AVE RENA MID
 MONTCLAIR TWP NJ

Account number for this location 73 378 384 09

Your next meter reading is
 scheduled for January 17

Meter reading scheduling
 1 800 436-PSEG(7734)

Account Summary for this location

PSE&G balance from last bill	\$6,196.66
Current Charges	2,550.32
Total Amount Due	\$8,746.98

PSE&G Gas

Account number for this location 73 378 384 09

Usage	Meter 2415310
Actual reading Nov 13	78252
Actual reading Oct 13	77085
Difference	1167
Conversion to CCF	x 1.0339
CCF total	1206.561
Conversion to therms	x 1.03500
Total therms	1248.791

Gas Deliveries	
Bill period deliveries	1273.697
Imbalance*	24.906 -

*See text

Charges	PoD ID: PG000011627847445191	Rate - LVG
Delivery		
Service charge		\$107.00
Distribution charge		
First	248.791 therms @ \$0.0427266	10.63
Next	1000.000 therms @ \$0.0472700	47.27
Demand	40.284 therms @ \$4.1080826	165.49
Balancing charge	1159.803 therms @ \$0.11339860	131.52
Societal Benefits	1248.791 therms @ \$0.04405060	55.01
Total Delivery		\$516.92
Total gas charges		\$516.92

A history of PSE&G's monthly Basic Gas Supply Service (BGSS) prices are located on our website at www.pseg.com.

* The Imbalance of 24.906- will be applied to your Gas Deliveries in the month of February. The amount and month applied may differ if you are switching third party suppliers or your account requires an adjustment.

PSE&G Electric

Account number for this location 73 378 384 09

Usage	Meter 278002714
Actual reading Nov 13	3427
Actual reading Oct 13	3044
Difference	383
Meter multiplier	45
Total kWh	17235
Distribution Demands	
Annual Demand kW	80.60
Measured Demands	
Demand kW	80.60
Constant	45
Supply Capacity	
Generation kW	74.50
Transmission kW	65.39

Charges	PoD ID: PE000011627848245191	Rate - GLP
Delivery		
Service charge		\$4.23
Distribution charges		
Annual Demand	80.60 kW @ \$4.576426799	368.86
kWh charges	17235 kWh @ \$0.004827966	83.21
Societal Benefits	17235 kWh @ \$0.007365825	126.95
Sub-Total Delivery		\$583.25
Total electric charges		\$583.25

*You are currently purchasing your electric supply from another supplier. If you had been purchasing your electric supply from PSE&G, you would have been billed \$1,885.21 for this supply. This is your Price to Compare, which varies each month depending upon your usage pattern.

DIRECT ENERGY BUSINESS, LLC

Account number for this location 73 378 384 09

Through the CHOICE Program, you have chosen to purchase electricity from DIRECT ENERGY BUSINESS, LLC. If you have any questions, please contact them directly at 888-925-9115.

Adjustments	0.00
Current charges	1,450.15
Total DIRECT ENERGY BUSINESS, LLC Charges	\$1,450.15

Fixed Price - 17,235 Kwh Total @ \$0.08379/Kwh
Trans Adj - 17,235 Kwh Total @ \$0.00035/Kwh

**VARIOUS LOCATIONS LTG
MONTCLAIR TWP NJ**

Account number for this location 73 378 385 06

Your next meter reading is
scheduled for February 01

Meter reading scheduling
1 800 436-PSEG(7734)

Account Summary for this location

PSE&G balance from last bill	\$4,899.43
Current Charges	1,825.01
Total Amount Due	\$6,724.44

Unmetered Electric Service

Account number for this location 73 378 385 06

PoD ID: PE000011818852345191
PE000011939060745191

Service from 11/1/2017
to 12/1/2017

Usage 11232.0

Charges	Rate - BPL
Delivery	
Usage/Fixture charge	\$986.58
Distribution charges	
kWh charges	11232 kWh @ \$0.032305912 362.86
Sub-Total Delivery	\$1,349.44
Unmetered charges	\$1,349.44

**The total supply amount (\$544.65) is your Price to Compare for this month should you consider another electric supplier for these services. Your Price to Compare varies each month depending upon your usage pattern.*

TriEagle Energy, LP

Account number for this location 73 378 385 06

Through the CHOICE Program, you have chosen to purchase electricity from TriEagle Energy, LP. If you have any questions, please contact them directly at 877-933-2453.

Adjustments	0.00
Current charges	475.57
Total TriEagle Energy, LP Charges	\$475.57

176 N FULLERTON AVE
MONTCLAIR TWP NJ

Account number for this location 73 378 386 03

Your next meter reading is
scheduled for February 01

Meter reading scheduling
1 800 436-PSEG(7734)

Account Summary for this location

PSE&G balance from last bill	\$96.53
Current Charges	35.57
Total Amount Due	\$132.10

Unmetered Electric Service

Account number for this location 73 378 386 03

PoD ID: PE000011818747580574

Charges Rate - BPL

Service from 11/1/2017
to 12/1/2017

Delivery

Usage 196.0

Usage/Fixture charge	\$20.94
Distribution charges	
kWh charges	196 kWh @ \$0.032306000 6.33

Sub-Total Delivery \$27.27

Unmetered charges \$27.27

**The total supply amount (\$9.51) is your Price to Compare for this month should you consider another electric supplier for these services. Your Price to Compare varies each month depending upon your usage pattern.*

TriEagle Energy, LP

Account number for this location 73 378 386 03

Through the CHOICE Program, you have chosen to purchase electricity from TriEagle Energy, LP. If you have any questions, please contact them directly at 877-933-2453.

Adjustments	0.00
Current charges	8.30
Total TriEagle Energy, LP Charges	\$8.30



For service at

51 WASHINGTON ST SCHOOL
MONTCLAIR TWP NJ
07042

1 855-BIZ-PSEG (249-7734)
Emergencies 24 hours/7days

Business customer service
7 AM - 5.30 PM Mon - Fri
Closed on weekend and Holidays

Visit our website
www.pseg.com

Inquiries by mail
PSE&G
PO Box 14444
New Brunswick NJ 08906-4444


Important Dates

Your payment for current charges
is due December 01, 2017.

Your meter(s) are scheduled to be
read on or about December 13.

To make a payment from a credit
card Log In to **My Account** at
pseg.com or call 1 888-575-6273

Monthly Statement
NOVEMBER 2017
Account number: 42-079504 00



000127 000000401



MONTCLAIR TWP OF
BOARD OF EDUCATION
22 VALLEY RD STE A
MONTCLAIR NJ 07042-2775

E = 5,068.32

Account Summary

PSE&G balance from last bill	<i>Pd \$5,574.80 CK 2/13/17</i>	\$10,478.61
Payment received Oct 23 - Thank You!		-4,903.81
Current PSE&G - Electric charges for 1 meter		1,548.76
Meter Product Charges		2.00
DIRECT ENERGY BUSINESS, LLC Electric Charges		3,517.56
Total Amount Due		\$10,643.12

E

**** SHUT-OFF NOTICE ** 1-800-357-2262 (Mon-Fri, 7:30 AM - 8:00 PM)**

Your bill is now past due. Payment of \$5,564.80 must be received by 12/1/2017 or service may be shut off. A security deposit may be required if late payments continue. A statement of customer rights and fees is shown on the reverse side.

Si en el futuro usted desea recibir la notificación de desconexión de servicio en español, por favor llame al 1-800-357-2262.

Don't fall victim to payment scams! In recognition of "Utility Scam Awareness Day" on November 15, PSE&G reminds you to be alert to scams particularly scams demanding immediate bill payment with a prepaid card. For more information, see the enclosed insert or visit pseg.com/scamalert.

Statement of Customer Rights

PSE&G IS SUBJECT TO THE JURISDICTION OF THE N.J. BOARD OF PUBLIC UTILITIES (BPU), 44 SOUTH CLINTON AVENUE, TRENTON, NJ 08625, 1-609-341-9188 OR TOLL FREE 1-800-624-0241. **HOWEVER, YOU SHOULD CONTACT PSE&G ON ANY BILLING OR SERVICE QUESTIONS BEFORE CALLING THE BPU. THE PSE&G PHONE NUMBER IS SHOWN ON THE FRONT OF THE BILL.**

IF YOU ARE UNABLE TO MAKE A PAYMENT, YOU MAY DISCUSS REASONABLE PAYMENT ARRANGEMENTS BY VISITING ONE OF OUR CUSTOMER SERVICE CENTERS OR BY CALLING OUR CREDIT AND COLLECTION CENTER AT 1-800-357-2262 BETWEEN THE HOURS OF 7:30 AM AND 8:00 PM (MON - FRI). IF YOU WISH TO CONTEST YOUR BILL, YOU MAY VISIT ONE OF OUR CUSTOMER SERVICE CENTERS OR CALL OUR CUSTOMER INQUIRY CENTER AT 1-800-436-7734, MON - FRI, 7:00 AM - 8:00 PM AND SAT, 7:00 AM - 5:00 PM.

YOU MAY HAVE COUNSEL OR THIRD PARTY REPRESENTATION WHEN APPEARING BEFORE PSE&G TO CONTEST A BONA FIDE DISPUTED CHARGE.

IF WITHIN FIVE DAYS A REQUEST IS MADE TO THE BPU FOR AN INVESTIGATION OF THE DISPUTED CHARGE, SERVICE WILL NOT BE DISCONTINUED BECAUSE OF NONPAYMENT OF BILLS PROVIDED ALL UNDISPUTED CHARGES ARE PAID.

YOU MAY CONTACT THE BPU TO REQUEST ASSISTANCE IN THE RESOLUTION OF A BONA FIDE DISPUTED CHARGE. YOU MAY ALSO REQUEST A FORMAL HEARING WITH THE BPU CONCERNING SUCH A DISPUTED CHARGE.

**** Additional Shut Off Information ** 1-800-357-2262 (Mon-Fri, 7:30 AM - 8:00 PM)**

A reconnection fee of \$45.00 will be charged for each service that is shut off. Service may not be restored on the same day payment is made. A fee of \$30.00 will be charged if a visit is made to collect past due bills. A late payment fee may be charged for past due bills. You can avoid a security deposit and poor credit rating by paying bills by their due date.



PSE&G Electric

Usage In	Meter 9213653
Reading Nov 10	
Actual On-Peak	18049
Actual Off-Peak1	
Actual Off-Peak2	
Reading Oct 13	
Actual On-Peak	17510
Actual Off-Peak1	
Actual Off-Peak2	
Multiplier	80
On-peak kWh In	27100
Off-peak kWh In	16051
Total kWh In	43151

Usage Out	Meter 9213653
Reading Nov 10	
Actual On-Peak	1804
Actual Off-Peak1	
Actual Off-Peak2	
Reading Oct 13	
Actual On-Peak	1787
Actual Off-Peak1	
Actual Off-Peak2	
Multiplier	80
On-peak kWh Out	135
Off-peak kWh Out	1209
Total kWh Out	1344
Net Usage	41807
On-peak	26965
Off-peak	14842

Distribution Demands	
Annual Demand kW	215.6

Measured Demands	
On-Peak kW	215.6
Off-Peak1 kW	0.0
Off-Peak2 kW	164.9
Constant	80

Supply Capacity	
Generation kW	0.00
Transmission kW	0.00

Charges	PoD ID: PE000011897052480545	Rate - LPLS
Delivery		
Service charge		\$371.68
Distribution charges		
Annual Demand	215.60 kW @ \$3.827782931	825.27
kWh - On-peak	26965 kWh @ \$0.001049138	28.29
kWh - Off-peak	14842 kWh @ \$0.001049050	15.57
Societal Benefits	41807 kWh @ \$0.007365991	307.95
Sub-Total Delivery		\$1,548.76

Total electric charges \$1,548.76

**You are currently purchasing your electric supply from another supplier. If you had been purchasing your electric supply from PSE&G, you would have been billed \$2,136.57 for this supply. This is your Price to Compare, which varies each month depending upon your usage pattern.*

Bi-Directional Meter Data kWh

MM/YY	Time of Use	In-Use	Out-Use	Difference	Cumulative Difference	Billed kWh
JUN 17	On	26,479	274	26,205	0	26,205
	Off	16,351	3,950	12,401	0	12,401



PSE&G Electric (continued)

Bi-Directional Meter Data kWh (continued)

MM/YY	Time of Use	In-Use	Out-Use	Difference	Cumulative Difference	Billed kWh
JUL 17	On	16,679	3,763	12,916	0	12,916
	Off	14,210	3,522	10,688	0	10,688
AUG 17	On	10,432	2,230	8,202	0	8,202
	Off	14,411	3,049	11,362	0	11,362
SEP 17	On	14,876	3,501	11,375	0	11,375
	Off	13,273	4,438	8,835	0	8,835
OCT 17	On	32,312	27	32,285	0	32,285
	Off	16,723	2,561	14,162	0	14,162
NOV 17	On	27,100	135	26,965	0	26,965
	Off	16,051	1,209	14,842	0	14,842
Total	On	127,878	9,930	117,948		117,948
	Off	91,019	18,729	72,290		72,290

*Anniversary Month

Meter Products and Services

Meter	Description	Amount
E 9213653	Elec web (internet access)	\$2.00
Total		\$2.00

DIRECT ENERGY BUSINESS, LLC

Through the CHOICE Program, you have chosen to purchase electricity from DIRECT ENERGY BUSINESS, LLC. If you have any questions, please contact them directly at 888-925-9115.

Adjustments	0.00
Current charges	3,517.56
Total DIRECT ENERGY BUSINESS, LLC Charges	\$3,517.56

Trans Adj - 41,806.08 Kwh Total @ \$0.00035/Kwh
 Fixed Price - 41,806.08 Kwh Total @ \$0.08379/Kwh



Electronic Check Conversion

When you pay by check, you authorize PSE&G to use your check to make a one-time electronic fund transfer from your account. If you do not wish to participate, call 1-800-436-PSEG.

Electric & Gas Rate Information

For news about PSE&G's rate filing and upcoming public hearings visit www.pseg.com/pseandgfilings

Customer Service Centers

Open Monday through Friday, during the hours noted.

Bayonne, 608 Broadway	8am to 4:00pm
Burlington, 501 High Street	8am to 4:00pm
Camden, 1 Port Center	8am to 4:00pm
Elizabeth, 550 N. Broad Street	8am to 4:00pm
Hackensack, 214 Hudson Street	8am to 4:00pm
Hoboken, 615 Washington Street	8am to 4:00pm
Jersey City, 35 Journal Square (Corner of Bergen Ave. & Newkirk St.)	8am to 4:00pm
Newark, 80 Park Plaza	8am to 4:00pm
New Brunswick, 317 George St.	8am to 4:00pm
West Orange, 59 Main St.	8am to 4:00pm
Passaic, 651 Main Ave	8am to 4:00pm
Paterson, 301 Main St (30 Clark St)	8am to 4:00pm
Perth Amboy, 286 State St.	8am to 4:00pm
Plainfield, 120 West Seventh Street	8am to 4:00pm
Trenton, 28 West State Street	8am to 4:00pm
Union City, 4808 Bergenline Avenue	8am to 4:00pm

Bill Form Definitions

Service Charge: A fixed monthly charge related to metering, billing and account maintenance.

Distribution Charges (Gas): Charges related to delivering gas through pipes from supply sources to the customer. These charges include a therm component, and in November through March on certain rate schedules, also include a demand component.

Bill Form Definitions (continued)

Balancing Charge (Gas): This charge reflects storage related costs associated with winter gas use. This charge is only applicable in the billing months of November through March.

Demand (Gas): The highest average daily use of gas over the most recent billing months of November to March.

Supply (Gas): Charges for customers who do not choose a competitive gas supplier are called Basic Gas Supply Service (BGSS). The charges include the cost of the natural gas as well as the cost of interstate delivery of the gas to New Jersey.

Distribution Charges (Electric): Charges related to delivering electricity through wires from supply sources to the customer. These charges include both kilowatthour (kWh) and demand (kW) components.

Measured Demand (Electric): The maximum use of electricity at any time during a month or monthly time period (on or off-peak).

Annual Demand (Electric):
(For Rate HTS): The highest Measured Demand over the most recent 12 months
(For Rates MD, ED, LPLS, LPLP): The highest Measured Demand in any time period in the current month.

Summer Demand (Electric): The Measured Demand (excluding off-peak) in each billing month of June through September.

Societal Benefits: This charge recovers the cost of government mandated programs designed to achieve public policy goals, such as energy conservation.

Securitization Transition: This charge recovers costs and associated taxes for transition bonds and for BGS transition bonds collected by PSE&G as servicer on behalf of PSE&G Transition Funding LLC and PSE&G Transition Funding II LLC, respectively.


Supply Capacity (Electric): A customer's share of the generation and transmission facilities, measured in kilowatts (kW), which must be procured to serve the system annual peak usage. The customer's share is calculated from the customer's peak usage in the prior year's summer. For new customers without prior summer usage the share is calculated from connected load.

Supply (Electric): Charges for customers who do not choose a competitive electric supplier are called Basic Generation Service (BGS). The charges include the energy as well as the generation and transmission facilities necessary to produce and transmit the energy.

TDD number for the hearing impaired 1 800 225-0072

P5MAIL.DBF_000129_HK_10001100







For service at

173 BELLEVUE AVE HEBRON MID
MONTCLAIR TWP NJ
07043-1818

1 855-BIZ-PSEG (249-7734)

Emergencies 24 hours/7days

Business customer service
7 AM - 5.30 PM Mon - Fri
Closed on weekend and Holidays

Visit our website
www.pseg.com

Inquiries by mail
PSE&G
PO Box 14444
New Brunswick NJ 08906-4444

Important Dates

Your payment for current charges
is due November 30, 2017.

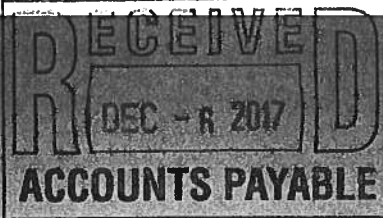
Your meter(s) are scheduled to be
read on or about December 14.

To make a payment from a credit
card Log In to **My Account** at
pseg.com or call 1 888-575-6273

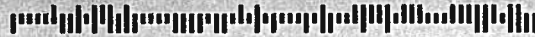
Monthly Statement

NOVEMBER 2017

Account number 42 008 456 09



000059 000000339



MONTCLAIR BD OF ED
MONTCLAIR TWP OF
22 VALLEY RD
MONTCLAIR NJ 07042-2709

Account Summary

PSE&G balance from last bill	\$12,923.76
Current PSE&G - Gas charges for 1 meter	2,470.75 <i>G</i>
Total Amount Due	\$15,394.51

**** SHUT-OFF NOTICE ** 1-800-357-2262 (Mon-Fri, 7:30 AM - 8:00 PM)**
Your bill is now past due. Payment of \$7,838.72 must be received by 11/30/2017 or service may be shut off. A security deposit may be required if late payments continue. A statement of customer rights and fees is shown on the reverse side.

Si en el futuro usted desea recibir la notificación de desconexión de servicio en español, por favor llame al 1-800-357-2262.

Don't fall victim to payment scams! In recognition of "Utility Scam Awareness Day" on November 15, PSE&G reminds you to be alert to scams particularly scams demanding immediate bill payment with a prepaid card. For more information, see the enclosed insert or visit pseg.com/scamalert.

Stay connected during winter storms! Sign up for MyAlerts to report power outages via text message, as well as receive outage updates (and payment notifications) by text and email. To register, use your mobile phone to text "REG" to 47734 (4PSEG) or visit pseg.com/myalerts.

Statement of Customer Rights

PSE&G IS SUBJECT TO THE JURISDICTION OF THE N.J. BOARD OF PUBLIC UTILITIES (BPU), 44 SOUTH CLINTON AVENUE, TRENTON, NJ 08625, 1-609-341-9188 OR TOLL FREE 1-800-624-0241. **HOWEVER, YOU SHOULD CONTACT PSE&G ON ANY BILLING OR SERVICE QUESTIONS BEFORE CALLING THE BPU. THE PSE&G PHONE NUMBER IS SHOWN ON THE FRONT OF THE BILL.**

IF YOU ARE UNABLE TO MAKE A PAYMENT, YOU MAY DISCUSS REASONABLE PAYMENT ARRANGEMENTS BY VISITING ONE OF OUR CUSTOMER SERVICE CENTERS OR BY CALLING OUR CREDIT AND COLLECTION CENTER AT 1-800-357-2262 BETWEEN THE HOURS OF 7:30 AM AND 8:00 PM (MON - FRI). IF YOU WISH TO CONTEST YOUR BILL, YOU MAY VISIT ONE OF OUR CUSTOMER SERVICE CENTERS OR CALL OUR CUSTOMER INQUIRY CENTER AT 1-800-436-7734, MON - FRI, 7:00 AM - 8:00 PM AND SAT, 7:00 AM - 5:00 PM.

YOU MAY HAVE COUNSEL OR THIRD PARTY REPRESENTATION WHEN APPEARING BEFORE PSE&G TO CONTEST A BONA FIDE DISPUTED CHARGE.

IF WITHIN FIVE DAYS A REQUEST IS MADE TO THE BPU FOR AN INVESTIGATION OF THE DISPUTED CHARGE, SERVICE WILL NOT BE DISCONTINUED BECAUSE OF NONPAYMENT OF BILLS PROVIDED ALL UNDISPUTED CHARGES ARE PAID.

YOU MAY CONTACT THE BPU TO REQUEST ASSISTANCE IN THE RESOLUTION OF A BONA FIDE DISPUTED CHARGE. YOU MAY ALSO REQUEST A FORMAL HEARING WITH THE BPU CONCERNING SUCH A DISPUTED CHARGE.

**** Additional Shut Off Information ** 1-800-357-2262 (Mon-Fri, 7:30 AM - 8:00 PM)**

A reconnection fee of \$45.00 will be charged for each service that is shut off. Service may not be restored on the same day payment is made. A fee of \$30.00 will be charged if a visit is made to collect past due bills. A late payment fee may be charged for past due bills. You can avoid a security deposit and poor credit rating by paying bills by their due date.



November 2017
 Account number: 42 003 456 09
 Visit our website: www.pseg.com

PSE&G Gas

Usage	Meter 3637662
Actual reading Nov 13	288349
Actual reading Oct 13	285369
Conversion to CCF	x 1.0339
CCF total	3081.022
Conversion to therms	x 1.03500
Total therms	3188.858
Gas Deliveries	
Bill period deliveries	4061.237
Imbalance*	872.379 -

Charges	PoD ID: PG000011626833545191	Rate - LVG
Delivery		
Service charge		\$107.00
Distribution charge		
First	1000.000 therms @ \$0.0472700	47.27
Next	2188.858 therms @ \$0.0427300	93.53
Demand	419.035 therms @ \$4.1082010	1,721.48
Balancing charge	3183.390 therms @ \$ 0.11339800	360.99
Societal Benefits	3188.858 therms @ \$0.04405340	140.48
Total Delivery		\$2,470.75
Total gas charges		\$2,470.75

*See text

A history of PSE&G's monthly Basic Gas Supply Service (BGSS) prices are located on our website at www.pseg.com.

* The Imbalance of 872.379- will be applied to your Gas Deliveries in the month of January. The amount and month applied may differ if you are switching third party suppliers or your account requires an adjustment.



Electronic Check Conversion

When you pay by check, you authorize PSE&G to use your check to make a one-time electronic fund transfer from your account. If you do not wish to participate, call 1-800-436-PSEG.

Electric & Gas Rate Information

For news about PSE&G's rate filing and upcoming public hearings visit www.pseg.com/pseandgfilings

Customer Service Centers

Open Monday through Friday, during the hours noted

Bayonne, 608 Broadway	8am to 4:00pm
Burlington, 501 High Street	8am to 4:00pm
Camden, 1 Port Center	8am to 4:00pm
Elizabeth, 550 N. Broad Street	8am to 4:00pm
Hackensack, 214 Hudson Street	8am to 4:00pm
Hoboken, 615 Washington Street	8am to 4:00pm
Jersey City, 35 Journal Square (Corner of Bergen Ave. & Newkirk St.)	8am to 4:00pm
Newark, 80 Park Plaza	8am to 4:00pm
New Brunswick, 317 George St.	8am to 4:00pm
West Orange, 59 Main St.	8am to 4:00pm
Passaic, 651 Main Ave	8am to 4:00pm
Paterson, 301 Main St (30 Clark St)	8am to 4:00pm
Perth Amboy, 286 State St.	8am to 4:00pm
Plainfield, 120 West Seventh Street	8am to 4:00pm
Trenton, 28 West State Street	8am to 4:00pm
Union City, 4808 Bergentline Avenue	8am to 4:00pm

Bill Form Definitions

Service Charge: A fixed monthly charge related to metering, billing and account maintenance.

Distribution Charges (Gas): Charges related to delivering gas through pipes from supply sources to the customer. These charges include a therm component, and in November through March on certain rate schedules, also include a demand component.

Bill Form Definitions (continued)

Balancing Charge (Gas): This charge reflects storage related costs associated with winter gas use. This charge is only applicable in the billing months of November through March.

Demand (Gas): The highest average daily use of gas over the most recent billing months of November to March.

Supply (Gas): Charges for customers who do not choose a competitive gas supplier are called Basic Gas Supply Service (BGSS). The charges include the cost of the natural gas as well as the cost of interstate delivery of the gas to New Jersey.

Distribution Charges (Electric): Charges related to delivering electricity through wires from supply sources to the customer. These charges include both kilowatt-hour (kWh) and demand (kW) components.

Measured Demand (Electric): The maximum use of electricity at any time during a month or monthly time period (on or off-peak).

Annual Demand (Electric):

(For Rate HTS): The highest Measured Demand over the most recent 12 months.

(For Rates MD, ED, LPLS, LPLP): The highest Measured Demand in any time period in the current month.

Summer Demand (Electric): The Measured Demand (excluding off-peak) in each billing month of June through September.

Societal Benefits: This charge recovers the cost of government mandated programs designed to achieve public policy goals, such as energy conservation.

Securitization Transition: This charge recovers costs and associated taxes for transition bonds and for BGS transition bonds collected by PSE&G as servicer on behalf of PSE&G Transition Funding LLC and PSE&G Transition Funding II LLC, respectively.

Supply Capacity (Electric): A customer's share of the generation and transmission facilities, measured in kilowatts (kW), which must be procured to serve the system annual peak usage. The customer's share is calculated from the customer's peak usage in the prior year's summer. For new customers without prior summer usage the share is calculated from connected load.

Supply (Electric): Charges for customers who do not choose a competitive electric supplier are called Basic Generation Service (BGS). The charges include the energy as well as the generation and transmission facilities necessary to produce and transmit the energy.

TDD number for the hearing impaired: 1 800 225 0072



Monthly Statement
NOVEMBER 2017
 Account number 42 003 456 09



For service at

173 BELLEVUE AVE HEBRON MID
 MONTCLAIR TWP NJ
 07043-1818

1 855-BIZ-PSEG (249-7734)

Emergencies 24 hours/7 days

Business customer service
 7 AM - 5.30 PM Mon - Fri
 Closed on weekend and Holidays

Visit our website

www.pseg.com

Inquiries by mail

PSE&G
 PO Box 14444
 New Brunswick NJ 08906-4444

Important Dates

Your payment for current charges is due November 29, 2017.

Your meter(s) are scheduled to be read on or about December 13.

To make a payment from a credit card Log In to **My Account** at pseg.com or call 1 888-575-6273

000135 000000378



MONTCLAIR BD OF ED
 MONTCLAIR TWP OF
 22 VALLEY RD
 MONTCLAIR NJ 07042-2709

Account Summary

PSE&G balance from last bill	\$14,233.76
Payment received Oct 23 - Thank You!	-6,395.04
Current PSE&G - Electric charges for 1 meter	5,085.04 <i>€</i>
Total Amount Due	\$12,923.76

**** SHUT-OFF NOTICE ** 1-800-357-2262 (Mon-Fri, 7:30 AM - 8:00 PM)**
Your bill is now past due. Payment of \$7,838.72 must be received by 11/29/2017 or service may be shut off. A security deposit may be required if late payments continue. A statement of customer rights and fees is shown on the reverse side.

Si en el futuro usted desea recibir la notificación de desconexión de servicio en español, por favor llame al 1-800-357-2262.

Don't fall victim to payment scams! In recognition of "Utility Scam Awareness Day" on November 15, PSE&G reminds you to be alert to scams particularly scams demanding immediate bill payment with a prepaid card. For more information, see the enclosed insert or visit pseg.com/scamalert.

Stay connected during winter storms! Sign up for MyAlerts to report power outages via text message, as well as receive outage updates (and payment notifications) by text and email. To register, use your mobile phone to text "REG" to 47734 (4PSEG) or visit pseg.com/myalerts.

Statement of Customer Rights

PSE&G IS SUBJECT TO THE JURISDICTION OF THE N.J. BOARD OF PUBLIC UTILITIES (BPU), 44 SOUTH CLINTON AVENUE, TRENTON, NJ 08625, 1-609-341-9188 OR TOLL FREE 1-800-624-0241. **HOWEVER, YOU SHOULD CONTACT PSE&G ON ANY BILLING OR SERVICE QUESTIONS BEFORE CALLING THE BPU. THE PSE&G PHONE NUMBER IS SHOWN ON THE FRONT OF THE BILL.**

IF YOU ARE UNABLE TO MAKE A PAYMENT, YOU MAY DISCUSS REASONABLE PAYMENT ARRANGEMENTS BY VISITING ONE OF OUR CUSTOMER SERVICE CENTERS OR BY CALLING OUR CREDIT AND COLLECTION CENTER AT 1-800-357-2262 BETWEEN THE HOURS OF 7:30 AM AND 8:00 PM (MON - FRI). IF YOU WISH TO CONTEST YOUR BILL, YOU MAY VISIT ONE OF OUR CUSTOMER SERVICE CENTERS OR CALL OUR CUSTOMER INQUIRY CENTER AT 1-800-436-7734, MON - FRI, 7:00 AM - 8:00 PM AND SAT, 7:00 AM - 5:00 PM.

YOU MAY HAVE COUNSEL OR THIRD PARTY REPRESENTATION WHEN APPEARING BEFORE PSE&G TO CONTEST A BONA FIDE DISPUTED CHARGE.

IF WITHIN FIVE DAYS A REQUEST IS MADE TO THE BPU FOR AN INVESTIGATION OF THE DISPUTED CHARGE, SERVICE WILL NOT BE DISCONTINUED BECAUSE OF NONPAYMENT OF BILLS PROVIDED ALL UNDISPUTED CHARGES ARE PAID.

YOU MAY CONTACT THE BPU TO REQUEST ASSISTANCE IN THE RESOLUTION OF A BONA FIDE DISPUTED CHARGE. YOU MAY ALSO REQUEST A FORMAL HEARING WITH THE BPU CONCERNING SUCH A DISPUTED CHARGE.

**** Additional Shut Off Information ** 1-800-357-2262 (Mon-Fri, 7:30 AM - 8:00 PM)**

A reconnection fee of \$45.00 will be charged for each service that is shut off. Service may not be restored on the same day payment is made. A fee of \$30.00 will be charged if a visit is made to collect past due bills. A late payment fee may be charged for past due bills. You can avoid a security deposit and poor credit rating by paying bills by their due date.



PSE&G Electric

Usage	Meter 9205674
Reading Nov 10	
On-Peak actual	4261
Off-Peak1	
Off-Peak2	
Reading Oct 13	
On-Peak actual	4131
Off-Peak1	
Off-Peak2	
Multiplier	400
Total On kWh	34,084
Total Off kWh	17,735
Total kWh	51,819
Distribution Demands	
Annual Demand kW	198.70
Measured Demands	
On-Peak kW	198.70
Off-Peak2 kW	175.30
Constant	400
Supply Capacity	
Generation kW	64.69
Transmission kW	53.43

Charges	PoD ID: PE000011626834345191	Rate - LPLS
Delivery		
Service charge		\$371.68
Distribution charges		
Annual Demand	198.70 kW @ \$3.827780574	760.58
kWh - On-peak	34084 kWh @ \$0.001048879	35.75
kWh - Off-peak	17735 kWh @ \$0.001048774	18.60
Societal Benefits	51819 kWh @ \$0.007366024	381.70
Sub-Total Delivery		\$1,568.31
Supply*		
BGS Capacity		
Generation	64.69 kW @ \$6.188040001	400.36
Transmission	53.43 kW @ \$8.564557483	457.63
BGS Energy		
On-peak	22436 kWh @ \$0.055016046	1,234.34
Next	11648 kWh @ \$0.068181662	794.18
Off-peak	11918 kWh @ \$0.031216647	372.04
Next	5817 kWh @ \$0.044383703	258.18
Sub-Total Supply		\$3,516.73
Total electric charges		\$5,085.04

*The total supply amount (\$3,516.73) is your Price to Compare for this month should you consider another electric supplier for these services. Your Price to Compare varies each month depending upon your usage pattern.



Electronic Check Conversion

When you pay by check, you authorize PSE&G to use your check to make a one-time electronic fund transfer from your account. If you do not wish to participate, call 1-800-436-PSEG.

Electric & Gas Rate Information

For news about PSE&G's rate filing and upcoming public hearings visit www.pseg.com/pseandgfilings

Customer Service Centers

Open Monday through Friday, during the hours noted.

Bayonne, 608 Broadway	8am to 4:00pm
Burlington, 501 High Street	8am to 4:00pm
Camden, 1 Port Center	8am to 4:00pm
Elizabeth, 550 N. Broad Street	8am to 4:00pm
Hackensack, 214 Hudson Street	8am to 4:00pm
Hoboken, 615 Washington Street	8am to 4:00pm
Jersey City, 35 Journal Square (Corner of Bergen Ave. & Newkirk St.)	8am to 4:00pm
Newark, 80 Park Plaza	8am to 4:00pm
New Brunswick, 317 George St.	8am to 4:00pm
West Orange, 59 Main St.	8am to 4:00pm
Passaic, 651 Main Ave	8am to 4:00pm
Paterson, 301 Main St (30 Clark St)	8am to 4:00pm
Perth Amboy, 286 State St.	8am to 4:00pm
Plainfield, 120 West Seventh Street	8am to 4:00pm
Trenton, 28 West State Street	8am to 4:00pm
Union City, 4808 Bergenline Avenue	8am to 4:00pm

Bill Form Definitions

Service Charge: A fixed monthly charge related to metering, billing and account maintenance.

Distribution Charges (Gas): Charges related to delivering gas through pipes from supply sources to the customer. These charges include a therm component, and in November through March on certain rate schedules, also include a demand component.

Bill Form Definitions (continued)

Balancing Charge (Gas): This charge reflects storage related costs associated with winter gas use. This charge is only applicable in the billing months of November through March.

Demand (Gas): The highest average daily use of gas over the most recent billing months of November to March.

Supply (Gas): Charges for customers who do not choose a competitive gas supplier are called Basic Gas Supply Service (BGSS). The charges include the cost of the natural gas as well as the cost of interstate delivery of the gas to New Jersey.

Distribution Charges (Electric): Charges related to delivering electricity through wires from supply sources to the customer. These charges include both kilowatt-hour (kWh) and demand (kW) components.

Measured Demand (Electric): The maximum use of electricity at any time during a month or monthly time period (on or off-peak).

Annual Demand (Electric):

(For Rate HTS): The highest Measured Demand over the most recent 12 months.

(For Rates MD, ED, LPLS, LPLP): The highest Measured Demand in any time period in the current month.

Summer Demand (Electric): The Measured Demand (excluding off-peak) in each billing month of June through September.

Societal Benefits: This charge recovers the cost of government mandated programs designed to achieve public policy goals, such as energy conservation.

Securitization Transition: This charge recovers costs and associated taxes for transition bonds and for BGS transition bonds collected by PSE&G as servicer on behalf of PSE&G Transition Funding LLC and PSE&G Transition Funding II LLC, respectively.


Supply Capacity (Electric): A customer's share of the generation and transmission facilities, measured in kilowatts (kW), which must be procured to serve the system annual peak usage. The customer's share is calculated from the customer's peak usage in the prior year's summer. For new customers without prior summer usage the share is calculated from connected load.

Supply (Electric): Charges for customers who do not choose a competitive electric supplier are called Basic Generation Service (BGS). The charges include the energy as well as the generation and transmission facilities necessary to produce and transmit the energy.

TDD number for the hearing impaired 1 800 225-0072



Monthly Statement
NOVEMBER 2017
 Account number 42 003 519 00



For service at

100 CHESTNUT ST HIGH SCH
 MONTCLAIR TWP NJ
 07042-2908

1 855-BIZ-PSEG (249-7734)

Emergencies 24 hours/7days

Business customer service
 7 AM - 5:30 PM Mon - Fri
 Closed on weekend and Holidays

Visit our website
www.pseg.com

Inquiries by mail
 PSE&G
 PO Box 14444
 New Brunswick NJ 08906-4444

Important Dates

Your payment
 is due November 30, 2017.

Your meter(s) are scheduled to be
 read on or about December 14.

To make a payment from a credit
 card Log In to **My Account** at
pseg.com or call 1 888-575-6273

000057 000000340



MONTCLAIR BD OF ED
 TWSP OF MONTCLAIR
 22 VALLEY RD
 MONTCLAIR NJ 07042-2709

E: 10, 2017.38

Account Summary

PSE&G balance from last bill	<i>CK 21933 Pd 11,451.09 11/21/17</i>	\$8,096.95
Payment received Oct 23 - Thank You!		-11,658.12
Current PSE&G - Gas charges for 2 meters		3,042.60
Current PSE&G - Electric charges for 1 meter		2,412.93
Meter Product Charges		2.00
DIRECT ENERGY BUSINESS, LLC Electric Charges		7,787.45
Total Amount Due On Nov 30, 2017		\$9,683.81

Don't fall victim to payment scams! In recognition of "Utility Scam Awareness Day" on November 15, PSE&G reminds you to be alert to scams particularly scams demanding immediate bill payment with a prepaid card. For more information, see the enclosed insert or visit pseg.com/scamalert.

Stay connected during winter storms! Sign up for MyAlerts to report power outages via text message, as well as receive outage updates (and payment notifications) by text and email. To register, use your mobile phone to text "REG" to 47734 (4PSEG) or visit pseg.com/myalerts.

At PSE&G, we are committed to supporting your business needs. That's why we created a dedicated, toll-free phone number to address your energy questions and concerns. **PSE&G's Business Solutions Center** is available Monday-Friday, 7:00 a.m. 5:30 p.m. at **1-855-249-7734 (1-855-BIZ-PSEG).**

Electronic Check Conversion

When you pay by check, you authorize PSE&G to use your check to make a one-time electronic fund transfer from your account. If you do not wish to participate, call 1-800-436-PSEG.

Electric & Gas Rate Information

For news about PSE&G's rate filing and upcoming public hearings visit www.pseg.com/pseandgfilings

Customer Service Centers

Open Monday through Friday, during the hours noted

Bayonne, 608 Broadway	8am to 4:00pm
Burlington, 501 High Street	8am to 4:00pm
Camden, 1 Port Center	8am to 4:00pm
Elizabeth, 550 N. Broad Street	8am to 4:00pm
Hackensack, 214 Hudson Street	8am to 4:00pm
Hoboken, 615 Washington Street	8am to 4:00pm
Jersey City, 35 Journal Square (Corner of Bergen Ave. & Newkirk St.)	8am to 4:00pm
Newark, 80 Park Plaza	8am to 4:00pm
New Brunswick, 317 George St.	8am to 4:00pm
West Orange, 59 Main St.	8am to 4:00pm
Passaic, 651 Main Ave	8am to 4:00pm
Paterson, 301 Main St (30 Clark St)	8am to 4:00pm
Perth Amboy, 286 State St	8am to 4:00pm
Plainfield, 120 West Seventh Street	8am to 4:00pm
Trenton, 28 West State Street	8am to 4:00pm
Union City, 4808 Bergenline Avenue	8am to 4:00pm

Bill Form Definitions

Service Charge: A fixed monthly charge related to metering, billing and account maintenance.

Distribution Charges (Gas): Charges related to delivering gas through pipes from supply sources to the customer. These charges include a therm component, and in November through March on certain rate schedules, also

Bill Form Definitions (continued)

Balancing Charge (Gas): This charge reflects storage related costs associated with winter gas use. This charge is only applicable in the billing months of November through March.

Demand (Gas): The highest average daily use of gas over the most recent billing months of November to March.

Supply (Gas): Charges for customers who do not choose a competitive gas supplier are called Basic Gas Supply Service (BGSS). The charges include the cost of the natural gas as well as the cost of interstate delivery of the gas to New Jersey.

Distribution Charges (Electric): Charges related to delivering electricity through wires from supply sources to the customer. These charges include both kilowatthour (kWh) and demand (kW) components.

Measured Demand (Electric): The maximum use of electricity at any time during a month or monthly time period (on or off peak).

Annual Demand (Electric):

(For Rate HTS): The highest Measured Demand over the most recent 12 months.

(For Rates MD, ED, LPI S, I PLP): The highest Measured Demand in any time period in the current month.

Summer Demand (Electric): The Measured Demand (excluding off-peak) in each billing month of June through September.

Societal Benefits: This charge recovers the cost of government mandated programs designed to achieve public policy goals, such as energy conservation.

Securitization Transition: This charge recovers costs and associated taxes for transition bonds and for BGS transition bonds collected by PSE&G as services on behalf of PSE&G Transition Funding LLC and PSE&G Transition Funding II LLC, respectively.

Supply Capacity (Electric): A customer's share of the generation and transmission facilities, measured in kilowatts (kW), which must be procured to serve the system annual peak usage. The customer's share is calculated from the customer's peak usage in the prior year's summer. For new customers without prior summer usage the share is calculated from connected load.

Supply (Electric): Charges for customers who do not choose a competitive electric supplier are called Basic Generation Service (BGS). The charges include the energy as well as the generation and transmission facilities necessary to produce and transmit the energy.

TDD number for the hearing impaired 1 800 225-0072



PSE&G Gas

Usage	Meter 2579052
Actual reading Nov 13	8986
Actual reading Oct 13	8609
Conversion to CCF	x 1.0682
CCF total	402.711
Conversion to therms	x 1.03500
Total therms	416.806

Gas Deliveries	
Bill period deliveries	463.413
Imbalance*	46.607 -

*See text

Usage	Meter 1784994
Actual reading Nov 13	526278
Actual reading Oct 13	522874
Conversion to CCF	x 1.0070
CCF total	3427.828
Conversion to therms	x 1.03500
Total therms	3547.802

Gas Deliveries	
Bill period deliveries	4375.980
Imbalance*	828.178 -

*See text

Charges PoD ID: PG000008461142538751 Rate - GSG

Delivery		
Service charge		\$12.44
Distribution charge	416.806 therms @ \$0.2698378	112.47
Balancing charge	260.679 therms @ \$0.11339620	29.56
Societal Benefits	416.806 therms @ \$0.04404930	18.36
Total Delivery		\$172.83

Total gas charges \$172.83

A history of PSE&G's monthly Basic Gas Supply Service (BGSS) prices are located on our website at www.pseg.com.

* The Imbalance of 46.607- will be applied to your Gas Deliveries in the month of January. The amount and month applied may differ if you are switching third party suppliers or your account requires an adjustment.

Charges PoD ID: PG000008461143338751 Rate - LVG

Delivery		
Service charge		\$107.00
Distribution charge		
First	1000.000 therms @ \$0.0472700	47.27
Next	2547.802 therms @ \$0.0427270	108.86
Demand	506.704 therms @ \$4.1081973	2,081.64
Balancing charge	3251.466 therms @ \$0.11339810	368.71
Societal Benefits	3547.802 therms @ \$0.04405260	156.29
Total Delivery		\$2,869.77

Total gas charges \$2,869.77

A history of PSE&G's monthly Basic Gas Supply Service (BGSS) prices are located on our website at www.pseg.com.

* The Imbalance of 828.178- will be applied to your Gas Deliveries in the month of January. The amount and month applied may differ if you are switching third party suppliers or your account requires an adjustment.

PSE&G Electric

Usage	Meter 9213601
Reading Nov 8	
On-Peak actual	8003
Off-Peak1	
Off-Peak2	
Reading Oct 11	
On-Peak actual	7771
Off-Peak1	
Off-Peak2	
Multiplier	400
Total On kWh	59,768
Total Off kWh	32,786

Charges PoD ID: PE000008461144138751 Rate - LPLS

Delivery		
Service charge		\$371.68
Distribution charges		
Annual Demand	329.80 kW @ \$3.827804730	1,262.41
kWh - On-peak	59768 kWh @ \$0.001049056	62.70
kWh - Off-peak	32786 kWh @ \$0.001048923	34.39
Societal Benefits	92554 kWh @ \$0.007365970	681.75
Sub-Total Delivery		\$2,412.93

Total electric charges \$2,412.93



PSE&G Electric (continued)

Total kWh 92,554

Distribution Demands

Annual Demand kW 329.80

Measured Demands

On-Peak kW 329.80

Off-Peak2 kW 239.40

Constant 400

Supply Capacity

Generation kW 193.76

Transmission kW 138.31

**You are currently purchasing your electric supply from another supplier. If you had been purchasing your electric supply from PSE&G, you would have been billed \$7,023.90 for this supply. This is your Price to Compare, which varies each month depending upon your usage pattern.*

Meter Products and Services

Meter	Description	Amount
E 9213601	Elec web (internet access)	\$2.00
Total		\$2.00

DIRECT ENERGY BUSINESS, LLC

Through the CHOICE Program, you have chosen to purchase electricity from DIRECT ENERGY BUSINESS, LLC. If you have any questions, please contact them directly at 888-925-9115.

Adjustments	0.00
Current charges	7,787.45
Total DIRECT ENERGY BUSINESS, LLC Charges	\$7,787.45

Fixed Price - 92,553.48 Kwh Total @ \$0.08379/Kwh
Trans Adj - 92,553.48 Kwh Total @ \$0.00035/Kwh



Monthly Statement
NOVEMBER 2017
 Account number 42-007 763 08



000054 000000341
 MONTCLAIR BD OF ED
 MONTCLAIR TWP OF
 22 VALLEY RD
 MONTCLAIR NJ 07042-2709

E = \$2,807.28



For service at

54 ORANGE RD HILLSIDE
 MONTCLAIR TWP NJ
 07042-2110

1 855-BIZ-PSEG (249-7734)
Emergencies 24 hours/7days
 Business customer service
 7 AM - 5.30 PM Mon - Fri
 Closed on weekend and Holidays

Visit our website
www.pseg.com

Inquiries by mail
 PSE&G
 PO Box 14444
 New Brunswick NJ 08906-4444

Important Dates

Your payment for current charges is due November 30, 2017.

Your meter(s) are scheduled to be read on or about December 14.

To make a payment from a credit card Log In to **My Account** at pseg.com or call 1 888-575-6273

Account Summary

PSE&G balance from last bill	\$6,383.25
Payment received Oct 23 - Thank You!	-3,555.97
Current PSE&G - Gas charges for 1 meter	121.72
Current PSE&G - Electric charges for 1 meter	1,131.63
Meter Product Charges	2.00
DIRECT ENERGY BUSINESS, LLC Electric Charges	2,435.65
Total Amount Due	\$6,518.28

**** SHUT-OFF NOTICE ** 1-800-357-2262 (Mon-Fri, 7:30 AM - 8:00 PM)**
Your bill is now past due. Payment of \$2,807.28 must be received by 11/30/2017 or service may be shut off. A security deposit may be required if late payments continue. A statement of customer rights and fees is shown on the reverse side.

Si en el futuro usted desea recibir la notificación de desconexión de servicio en español, por favor llame al 1-800-357-2262.

Don't fall victim to payment scams! In recognition of "Utility Scam Awareness Day" on November 15, PSE&G reminds you to be alert to scams particularly scams demanding immediate bill payment with a prepaid card. For more information, see the enclosed insert or visit pseg.com/scamalert.

Statement of Customer Rights

PSE&G IS SUBJECT TO THE JURISDICTION OF THE N.J. BOARD OF PUBLIC UTILITIES (BPU), 44 SOUTH CLINTON AVENUE, TRENTON, NJ 08625, 1-609-341-9188 OR TOLL FREE 1-800-624-0241. **HOWEVER, YOU SHOULD CONTACT PSE&G ON ANY BILLING OR SERVICE QUESTIONS BEFORE CALLING THE BPU. THE PSE&G PHONE NUMBER IS SHOWN ON THE FRONT OF THE BILL.**

IF YOU ARE UNABLE TO MAKE A PAYMENT, YOU MAY DISCUSS REASONABLE PAYMENT ARRANGEMENTS BY VISITING ONE OF OUR CUSTOMER SERVICE CENTERS OR BY CALLING OUR CREDIT AND COLLECTION CENTER AT 1-800-357-2262 BETWEEN THE HOURS OF 7:30 AM AND 8:00 PM (MON - FRI). IF YOU WISH TO CONTEST YOUR BILL, YOU MAY VISIT ONE OF OUR CUSTOMER SERVICE CENTERS OR CALL OUR CUSTOMER INQUIRY CENTER AT 1-800-436-7734, MON - FRI, 7:00 AM - 8:00 PM AND SAT, 7:00 AM - 5:00 PM.

YOU MAY HAVE COUNSEL OR THIRD PARTY REPRESENTATION WHEN APPEARING BEFORE PSE&G TO CONTEST A BONA FIDE DISPUTED CHARGE.

IF WITHIN FIVE DAYS A REQUEST IS MADE TO THE BPU FOR AN INVESTIGATION OF THE DISPUTED CHARGE, SERVICE WILL NOT BE DISCONTINUED BECAUSE OF NONPAYMENT OF BILLS PROVIDED ALL UNDISPUTED CHARGES ARE PAID.

YOU MAY CONTACT THE BPU TO REQUEST ASSISTANCE IN THE RESOLUTION OF A BONA FIDE DISPUTED CHARGE. YOU MAY ALSO REQUEST A FORMAL HEARING WITH THE BPU CONCERNING SUCH A DISPUTED CHARGE.

**** Additional Shut Off Information ** 1-800-357-2262 (Mon-Fri, 7:30 AM - 8:00 PM)**

A reconnection fee of \$45.00 will be charged for each service that is shut off. Service may not be restored on the same day payment is made. A fee of \$30.00 will be charged if a visit is made to collect past due bills. A late payment fee may be charged for past due bills. You can avoid a security deposit and poor credit rating by paying bills by their due date.



PSE&G Gas

Usage	Meter 4225127
Actual reading Nov 13	589
Actual reading Oct 13	317
Conversion to CCF	x 1.0120
CCF total	275.264
Conversion to therms	x 1.03500
Total therms	284.898

Gas Deliveries	
Bill period deliveries	266.821
Imbalance*	18.077 +

*See text

Charges PoD ID: PG000010894967845191 Rate - GSG

Delivery		
Service charge		\$12.44
Distribution charge	284.898 therms @ \$0.2698510	76.88
Balancing charge	175.088 therms @ \$0.11337160	19.85
Societal Benefits	284.898 therms @ \$0.04405090	12.55

Total Delivery \$121.72

Total gas charges \$121.72

A history of PSE&G's monthly Basic Gas Supply Service (BGSS) prices are located on our website at www.pseg.com.

** The Imbalance of 18.077+ will be applied to your Gas Deliveries in the month of January. The amount and month applied may differ if you are switching third party suppliers or your account requires an adjustment.*

PSE&G Electric

Usage	Meter 9213599
Reading Nov 8	
On-Peak actual	7293
Off-Peak1	
Off-Peak2	
Reading Oct 11	
On-Peak actual	7052
Off-Peak1	
Off-Peak2	
Multiplier	120
Total On kWh	23,566
Total Off kWh	5,381
Total kWh	28,947

Distribution Demands	
Annual Demand kW	134.90

Measured Demands	
On-Peak kW	134.90
Off-Peak2 kW	62.40
Constant	120

Supply Capacity	
Generation kW	35.04
Transmission kW	28.48

Charges PoD ID: PE000010894968645191 Rate - LPLS

Delivery		
Service charge		\$371.68
Distribution charges		
Annual Demand	134.90 kW @ \$3.827798369	516.37
kWh - On-peak	23566 kWh @ \$0.001048969	24.72
kWh - Off-peak	5381 kWh @ \$0.001048132	5.64
Societal Benefits	28947 kWh @ \$0.007365876	213.22

Sub-Total Delivery \$1,131.63

Total electric charges \$1,131.63

**You are currently purchasing your electric supply from another supplier. If you had been purchasing your electric supply from PSE&G, you would have been billed \$2,037.55 for this supply. This is your Price to Compare, which varies each month depending upon your usage pattern.*



Meter Products and Services

Meter	Description	Amount
E 9213599	Elec web (internet access)	\$2.00
Total		\$2.00

DIRECT ENERGY BUSINESS, LLC

Through the CHOICE Program, you have chosen to purchase electricity from DIRECT ENERGY BUSINESS, LLC. If you have any questions, please contact them directly at 888-925-9115.

Adjustments	0.00
Current charges	2,435.65
Total DIRECT ENERGY BUSINESS, LLC Charges	\$2,435.65

Fixed Price - 28,947.618 Kwh Total @ \$0.08379/Kwh
Trans Adj - 28,947.618 Kwh Total @ \$0.00035/Kwh



Electronic Check Conversion

When you pay by check, you authorize PSE&G to use your check to make a one-time electronic fund transfer from your account. If you do not wish to participate, call 1-800-436-PSEG.

Electric & Gas Rate Information

For news about PSE&G's rate filing and upcoming public hearings visit www.pseg.com/pseandqfilings

Customer Service Centers

Open Monday through Friday, during the hours noted.

Bayonne, 608 Broadway	8am to 4:00pm
Burlington, 501 High Street	8am to 4:00pm
Camden, 1 Port Center	8am to 4:00pm
Elizabeth, 550 N. Broad Street	8am to 4:00pm
Hackensack, 214 Hudson Street	8am to 4:00pm
Hoboken, 615 Washington Street	8am to 4:00pm
Jersey City, 35 Journal Square (Corner of Bergen Ave. & Newkirk St.)	8am to 4:00pm
Newark, 80 Park Plaza	8am to 4:00pm
New Brunswick, 317 George St.	8am to 4:00pm
West Orange, 59 Main St.	8am to 4:00pm
Passaic, 651 Main Ave	8am to 4:00pm
Paterson, 301 Main St (30 Clark St)	8am to 4:00pm
Perth Amboy, 286 State St.	8am to 4:00pm
Plainfield, 120 West Seventh Street	8am to 4:00pm
Trenton, 28 West State Street	8am to 4:00pm
Union City, 4808 Bergenline Avenue	8am to 4:00pm

Bill Form Definitions

Service Charge: A fixed monthly charge related to metering, billing and account maintenance.

Distribution Charges (Gas): Charges related to delivering gas through pipes from supply sources to the customer. These charges include a therm component, and in November through March on certain rate schedules, also include a demand component.

Bill Form Definitions (continued)

Balancing Charge (Gas): This charge reflects storage related costs associated with winter gas use. This charge is only applicable in the billing months of November through March.

Demand (Gas): The highest average daily use of gas over the most recent billing months of November to March.

Supply (Gas): Charges for customers who do not choose a competitive gas supplier are called Basic Gas Supply Service (BGSS). The charges include the cost of the natural gas as well as the cost of interstate delivery of the gas to New Jersey.

Distribution Charges (Electric): Charges related to delivering electricity through wires from supply sources to the customer. These charges include both kilowatthour (kWh) and demand (kW) components.

Measured Demand (Electric): The maximum use of electricity at any time during a month or monthly time period (on or off-peak).

Annual Demand (Electric):

(For Rate HTS): The highest Measured Demand over the most recent 12 months.

(For Rates MD, ED, LPLS, LPLP): The highest Measured Demand in any time period in the current month.

Summer Demand (Electric): The Measured Demand (excluding off-peak) in each billing month of June through September.

Societal Benefits: This charge recovers the cost of government mandated programs designed to achieve public policy goals, such as energy conservation.


Securitization Transition: This charge recovers costs and associated taxes for transition bonds and for BGS transition bonds collected by PSE&G as servicer on behalf of PSE&G Transition Funding LLC and PSE&G Transition Funding II LLC, respectively.

Supply Capacity (Electric): A customer's share of the generation and transmission facilities, measured in kilowatts (kW), which must be procured to serve the system annual peak usage. The customer's share is calculated from the customer's peak usage in the prior year's summer. For new customers without prior summer usage the share is calculated from connected load.

Supply (Electric): Charges for customers who do not choose a competitive electric supplier are called Basic Generation Service (BGS). The charges include the energy as well as the generation and transmission facilities necessary to produce and transmit the energy.

TDD number for the hearing impaired 1 800 225-0072







Monthly Statement
NOVEMBER 2017
 Account number 42 007 764 05

RECEIVED
 DEC - 6 2017
ACCOUNTS PAYABLE

For service at

MT HEBRON RD BRADFORD
 MONTCLAIR TWP NJ
 07042

1 855-BIZ-PSEG (249-7734)
Emergencies 24 hours/7days
 Business customer service
 7 AM - 5.30 PM Mon - Fri
 Closed on weekend and Holidays

Visit our website
www.pseg.com


Inquiries by mail
 PSE&G
 PO Box 14444
 New Brunswick NJ 08906-4444

Important Dates

Your payment for current charges
 is due December 01, 2017.

Your meter(s) are scheduled to be
 read on or about December 13.

To make a payment from a credit
 card Log In to **My Account** at
pseg.com or call 1 888-575-6273

000130 000000400

 MONTCLAIR BD OF ED
 MONTCLAIR TWP OF
 22 VALLEY RD
 MONTCLAIR NJ 07042-2709

E= 3,287.24

Account Summary

PSE&G balance from last bill	\$7,740.26
Payment received Oct 23 - Thank You!	-3,956.76
Current PSE&G - Gas charges for 1 meter	1,168.24
Current PSE&G - Electric charges for 1 meter	1,127.93
Meter Product Charges	2.00
DIRECT ENERGY BUSINESS, LLC Electric Charges	2,157.31
Total Amount Due	\$8,238.98

**** SHUT-OFF NOTICE ** 1-800-357-2262 (Mon-Fri, 7:30 AM - 8:00 PM)**
Your bill is now past due. Payment of \$3,773.50 must be received by 12/1/2017 or service may be shut off. A security deposit may be required if late payments continue. A statement of customer rights and fees is shown on the reverse side.

Si en el futuro usted desea recibir la notificación de desconexión de servicio en español, por favor llame al 1-800-357-2262.

Don't fall victim to payment scams! In recognition of "Utility Scam Awareness Day" on November 15, PSE&G reminds you to be alert to scams particularly scams demanding immediate bill payment with a prepaid card. For more information, see the enclosed insert or visit pseg.com/scamalert.

Statement of Customer Rights

PSE&G IS SUBJECT TO THE JURISDICTION OF THE N.J. BOARD OF PUBLIC UTILITIES (BPU), 44 SOUTH CLINTON AVENUE, TRENTON, NJ 08625, 1-609-341-9188 OR TOLL FREE 1-800-624-0241. **HOWEVER, YOU SHOULD CONTACT PSE&G ON ANY BILLING OR SERVICE QUESTIONS BEFORE CALLING THE BPU. THE PSE&G PHONE NUMBER IS SHOWN ON THE FRONT OF THE BILL.**

IF YOU ARE UNABLE TO MAKE A PAYMENT, YOU MAY DISCUSS REASONABLE PAYMENT ARRANGEMENTS BY VISITING ONE OF OUR CUSTOMER SERVICE CENTERS OR BY CALLING OUR CREDIT AND COLLECTION CENTER AT 1-800-357-2262 BETWEEN THE HOURS OF 7:30 AM AND 8:00 PM (MON - FRI). IF YOU WISH TO CONTEST YOUR BILL, YOU MAY VISIT ONE OF OUR CUSTOMER SERVICE CENTERS OR CALL OUR CUSTOMER INQUIRY CENTER AT 1-800-436-7734, MON - FRI, 7:00 AM - 8:00 PM AND SAT, 7:00 AM - 5:00 PM.

YOU MAY HAVE COUNSEL OR THIRD PARTY REPRESENTATION WHEN APPEARING BEFORE PSE&G TO CONTEST A BONA FIDE DISPUTED CHARGE.

IF WITHIN FIVE DAYS A REQUEST IS MADE TO THE BPU FOR AN INVESTIGATION OF THE DISPUTED CHARGE, SERVICE WILL NOT BE DISCONTINUED BECAUSE OF NONPAYMENT OF BILLS PROVIDED ALL UNDISPUTED CHARGES ARE PAID.

YOU MAY CONTACT THE BPU TO REQUEST ASSISTANCE IN THE RESOLUTION OF A BONA FIDE DISPUTED CHARGE. YOU MAY ALSO REQUEST A FORMAL HEARING WITH THE BPU CONCERNING SUCH A DISPUTED CHARGE.

**** Additional Shut Off Information ** 1-800-357-2262 (Mon-Fri, 7:30 AM - 8:00 PM)**

A reconnection fee of \$45.00 will be charged for each service that is shut off. Service may not be restored on the same day payment is made. A fee of \$30.00 will be charged if a visit is made to collect past due bills. A late payment fee may be charged for past due bills. You can avoid a security deposit and poor credit rating by paying bills by their due date.



PSE&G Gas

Usage	Meter 2283375
Actual reading Nov 13	14164
Actual reading Oct 13	12727
Conversion to CCF	x 1.0339
CCF total	1485.714
Conversion to therms	x 1.03500
Total therms	1537.714
Gas Deliveries	
Bill period deliveries	1783.968
Imbalance*	246.254 -

*See text

Charges	PoD ID: PG000010894971045191	Rate - LVG
Delivery		
Service charge		\$107.00
Distribution charge		
First	1000.000 therms @ \$0.0472700	47.27
Next	537.714 therms @ \$0.0427365	22.98
Demand	185.206 therms @ \$4.1081822	760.86
Balancing charge	1432.076 therms @ \$0.11339480	162.39
Societal Benefits	1537.714 therms @ \$0.04405240	67.74
Total Delivery		\$1,168.24
Total gas charges		\$1,168.24

A history of PSE&G's monthly Basic Gas Supply Service (BGSS) prices are located on our website at www.pseg.com.

* The Imbalance of 246.254- will be applied to your Gas Deliveries in the month of January. The amount and month applied may differ if you are switching third party suppliers or your account requires an adjustment.

PSE&G Electric

Usage	Meter 9213517
Reading Nov 10	
On-Peak actual	7698
Off-Peak1	
Off-Peak2	
Reading Oct 13	
On-Peak actual	7485
Off-Peak1	
Off-Peak2	
Multiplier	120
Total On kWh	17,853
Total Off kWh	7,787
Total kWh	25,640
Distribution Demands	
Annual Demand kW	141.20
Measured Demands	
On-Peak kW	141.20
Off-Peak2 kW	76.50
Constant	120
Supply Capacity	
Generation kW	63.94
Transmission kW	36.31

Charges	PoD ID: PE000010894972845191	Rate - LPLS
Delivery		
Service charge		\$371.68
Distribution charges		
Annual Demand	141.20 kW @ \$3.827832861	540.49
kWh - On-peak	17853 kWh @ \$0.001049123	18.73
kWh - Off-peak	7787 kWh @ \$0.001049185	8.17
Societal Benefits	25640 kWh @ \$0.007365835	188.86
Sub-Total Delivery		\$1,127.93
Total electric charges		\$1,127.93

*You are currently purchasing your electric supply from another supplier. If you had been purchasing your electric supply from PSE&G, you would have been billed \$2,044.73 for this supply. This is your Price to Compare, which varies each month depending upon your usage pattern.



PDMALL00F_0000131_mk_1000011000

Meter Products and Services

Meter	Description	Amount
E 9213517	Elec web (internet access)	\$2.00
Total		\$2.00

DIRECT ENERGY BUSINESS, LLC

Through the CHOICE Program, you have chosen to purchase electricity from DIRECT ENERGY BUSINESS, LLC. If you have any questions, please contact them directly at 888-925-9115.

Adjustments	0.00
Current charges	2,157.31
Total DIRECT ENERGY BUSINESS, LLC Charges	\$2,157.31

Trans Adj - 25,639,524 Kwh Total @ \$0.00035/Kwh
Fixed Price - 25,639,524 Kwh Total @ \$0.08379/Kwh

Electronic Check Conversion

When you pay by check, you authorize PSE&G to use your check to make a one-time electronic fund transfer from your account. If you do not wish to participate, call 1-800-436-PSEG.

Electric & Gas Rate Information

For news about PSE&G's rate filing and upcoming public hearings visit www.pseg.com/pseandgfilings

Customer Service Centers

Open Monday through Friday, during the hours noted.

Bayonne, 608 Broadway	8am to 4:00pm
Burlington, 501 High Street	8am to 4:00pm
Camden, 1 Port Center	8am to 4:00pm
Elizabeth, 550 N. Broad Street	8am to 4:00pm
Hackensack, 214 Hudson Street	8am to 4:00pm
Hoboken, 615 Washington Street	8am to 4:00pm
Jersey City, 35 Journal Square (Corner of Bergen Ave. & Newkirk St.)	8am to 4:00pm
Newark, 80 Park Plaza	8am to 4:00pm
New Brunswick, 317 George St.	8am to 4:00pm
West Orange, 59 Main St.	8am to 4:00pm
Passaic, 651 Main Ave	8am to 4:00pm
Paterson, 301 Main St (30 Clark St)	8am to 4:00pm
Perth Amboy, 286 State St.	8am to 4:00pm
Plainfield, 120 West Seventh Street	8am to 4:00pm
Trenton, 28 West State Street	8am to 4:00pm
Union City, 4808 Bergenline Avenue	8am to 4:00pm

Bill Form Definitions

Service Charge: A fixed monthly charge related to metering, billing and account maintenance.

Distribution Charges (Gas): Charges related to delivering gas through pipes from supply sources to the customer. These charges include a therm component, and in November through March on certain rate schedules, also include a demand component.

Bill Form Definitions (continued)

Balancing Charge (Gas): This charge reflects storage related costs associated with winter gas use. This charge is only applicable in the billing months of November through March.

Demand (Gas): The highest average daily use of gas over the most recent billing months of November to March.

Supply (Gas): Charges for customers who do not choose a competitive gas supplier are called Basic Gas Supply Service (BGSS). The charges include the cost of the natural gas as well as the cost of interstate delivery of the gas to New Jersey.

Distribution Charges (Electric): Charges related to delivering electricity through wires from supply sources to the customer. These charges include both kilowatthour (kWh) and demand (kW) components.

Measured Demand (Electric): The maximum use of electricity at any time during a month or monthly time period (on or off-peak).

Annual Demand (Electric):
 (For Rate HTS): The highest Measured Demand over the most recent 12 months.
 (For Rates MD, ED, LPLS, LPLP): The highest Measured Demand in any time period in the current month.

Summer Demand (Electric): The Measured Demand (excluding off-peak) in each billing month of June through September.

Societal Benefits: This charge recovers the cost of government mandated programs designed to achieve public policy goals, such as energy conservation.

Securitization Transition: This charge recovers costs and associated taxes for transition bonds and for BGS transition bonds collected by PSE&G as servicer on behalf of PSE&G Transition Funding LLC and PSE&G Transition Funding II LLC, respectively.

Supply Capacity (Electric): A customer's share of the generation and transmission facilities, measured in kilowatts (kW), which must be procured to serve the system annual peak usage. The customer's share is calculated from the customer's peak usage in the prior year's summer. For new customers without prior summer usage the share is calculated from connected load.

Supply (Electric): Charges for customers who do not choose a competitive electric supplier are called Basic Generation Service (BGS). The charges include the energy as well as the generation and transmission facilities necessary to produce and transmit the energy.

TDD number for the hearing impaired 1 800 225-0072



